

AR 850 -5

(ARMY REGULATIONS)

DATED AUGUST 5, 1942

**U.S. MILITARY
EQUIPMENT
MARKINGS**

ADOBE VERSION

ACROBAT 4

BY

JON ROGERS

AS SUPPLIED

BY

ALASDAIR BRASS

INDEX

Section I Clothing Para 1-2

Section II Equipment Para 3-5

Section III Vehicles Para 6-14

**Motorcycles, Passenger Cars, 1/4ton Reconnaissance,
1/2ton Command Reconnaissance, 1/2ton Carry All, Pick Up, 1/2ton Weapons Carrier,
Panel Truck, 3/4ton Command Reconnaissance,
3/4ton Carry All, 3/4ton Weapons Carrier, 1 1/2ton Panel Truck, 1 1/2ton Open Cargo,
1 1/2ton (Enclosed) Cargo Truck, 1 1/2ton Tractor Truck, 1 1/2-3ton Van,
2 1/2ton Open Cab 6x6, 2 1/2ton (Enclosed) 6x6, Open Tanker, (Enclosed) Tanker,
Searchlight Truck, 4ton Wrecker, 4ton Cargo 6x6, 4 -5ton Tractor Truck,
Pontoon Tractor 5-6ton, 6ton Cargo 6x6, Semi 6T, Trailer 1-T, T-26 Trailer,
Scout car, Half Track, Light Tank, Medium Tank,
Letters & Numbers**

Section IV Baggage & Property Para 6-14

Section V Miscellaneous Para 18-20

CHANGES

Change #1 - August 24, 1942 Para 4 (e) "Organization"

Change #2 - October 15, 1942 Para 4 (b) "Organization" Para 20 "New types of Vehicles"

Change #3 - November 12, 1942 Para 4 (e) "Organization"

Change #4 - December 11, 1942 Para 5 (a, d, e) "Individual"

Change #5 - December 24, 1942 Para 5 (f) "Individual"

Change #6 - March 4, 1943 Para 5 (f) "Individual"

Change #7 - June 12, 1943 Para 10 (b)"Unit markings"

Change #8 - 8 October, 1943 Para 10 (a) "Unit markings"

Change #9 - 27 January, 1944 Para 10 (a) "Unit markings"

Para 12 "Special markings"

Para 14 (b) "Armored Vehicles"

**M8, M3A1, M3A3, M5, M5A1, T9E1, M4, M6, M8, M7, M10 & M10A1, M12, M30(T14)
1/4ton Trailer, 6ton Van, 5ton refig, 6ton Repair, 6ton Laundry, 6ton Records,
GPA, 2 1/2ton 6x6 Amphibian.**

Change 10 - 25 March, 1944

Para 10 (a) "Unit markings"

ARMY REGULATIONS }
No. 850-5 }

WAR DEPARTMENT,
WASHINGTON, August 5, 1942.

MISCELLANEOUS

MARKING OF CLOTHING, EQUIPMENT, VEHICLES, AND PROPERTY

	Paragraphs
SECTION I. Clothing.....	1-2
II. Equipment.....	3-5
III. Vehicles.....	6-14
IV. Baggage and property.....	15-17
V. Miscellaneous.....	18-20

SECTION I

CLOTHING

	Paragraph
Marks required; where placed.....	1
To be indelible.....	2

1. Marks required; where placed.—Clothing will be marked on the inside of each garment with the initial letter of the enlisted man's last name, followed by a dash and the last four figures of the enlisted man's Army serial number, for example, W-6046.

2. To be indelible.—The marking required by paragraph 1 will be done with indelible ink.

SECTION II

EQUIPMENT

	Paragraph
General.....	3
Organization.....	4
Individual.....	5

3. General.—*a. Application.*—The provisions of *b*, *c*, and *d* below apply to both organization equipment (par. 4) and individual equipment (par. 5).

b. Letters "U.S."—The letters "U.S." will invariably be placed on all articles of equipment, except the identification tag, by the procuring agency, but will not be so placed as to occupy space required by these regulations for other marking.

c. Articles with wooden handles.—Articles of equipment which have wooden handles, such as shovels, will be marked on the handle. Leather-stamping dies may be used, if available; if not, the marking will be done by improvised methods, such as branding or painting.

d. Equipment not specifically provided for.—The marking of equipment not specifically provided for in these regulations will conform as far as practicable to the marking herein prescribed for similar equipment.

4. Organization.—*a. Not to be marked until placed in use.*—No organization equipment will be marked, except with the letters "U.S." (par. 3*b*), prior to being placed in actual use.

*This pamphlet supersedes AR 850-5, September 25, 1936, including C2, April 22, 1942; section II, Circular No. 239, War Department, 1941; and section III, Circular No. 174, War Department, 1942.

b. Marking required.

- (1) In regiments, separate battalions, or independent administrative units similar thereto, articles of organization equipment will be marked with the letter or number of the company. Numbers will be separated by a dash, but a number and a letter will not be separated; for example, 2-49 and 12A.
- (2) In independent administrative units smaller than a battalion, the organization equipment will be marked with the number of the unit, and letters suitably representing the abbreviated designation thereof.

c. How marked.

- (1) Except as authorized by paragraph 3c, the marking required by *b* above will be done with paint and by means of a stencil whenever possible.
- (2) Letters and numerals will be of a size suitable to the space available, but will not ordinarily exceed 1½ inches in height, nor will they be so small as not to be readily distinguishable.

d. Where marked.—Marking should be so placed as to be readily visible, but if it can be avoided, not so exposed as to be liable to eradication.

5. Individual.—*a. Articles not to be marked.*—Articles of individual equipment which will not be marked as prescribed in *b* below are—

- (1) Metal articles which, when issued, have a serial number stamped thereon, for example, rifle and pistol.
- (2) Batons.
- (3) Brassards, except Red Cross.
- (4) Bugles.
- (5) Canteens.
- (6) Covers of cans, meat. (See *d*(3) below.)
- (7) Goggles.
- (8) Masks, gas.
- (9) Packets, first-aid.
- (10) Stands, music.
- (11) Tags, identification. (See AR 600-40.)
- (12) Tapes, steel.
- (13) Trumpets.
- (14) Whistles.

b. Marking required.—Subject to the exceptions enumerated in *a* above and (1) and (2) below, all articles of individual equipment will be marked with the last four figures of the enlisted man's Army serial number (for example, 6046) without addition of company letters or numbers.

- (1) Articles which, though issued to an individual, are intended for the use of the squad or section as a whole and which, upon transfer of the individual, will be left in the squad or section, for example, grenade carriers. Such articles will be marked as required in paragraph 4b, adding the number of the squad or section.
- (2) Articles issued to a company and intended for the use of the company as a whole. Such articles will be marked as required in paragraph 4b.

c. When to use dash.—In the cases of numbered companies, the number of the company will be separated by a dash from the squad or section's company number.

*d. How marked.**(1) General.*

- (a) As prescribed in (2) and (3) below, by ½-inch stencil for textile equipment, and by marking outfit, metal, and marking outfit, leather, respectively, for metal and leather equipment.
- (b) By the inside of a flap is meant the inner side when the flap is closed.
- (c) In case subsequent markings are necessary, the original markings will be eradicated, by erasure and scouring, if possible. Where eradication is not possible the original markings will be nullified as follows: Markings on textile equipment, by two indelible horizontal lines through each line of the original markings, preferably of the same color as the original. Markings on leather and metal equipment, by stamping over the original marking with the "dash" die.
- (d) Subsequent markings, where they cannot be placed over eradicated original markings legibly, will be placed so as to follow immediately the nullified original marking, that is, adjacent and to the right or below, as the article best facilitates. In the case of ammunition pocket flaps the subsequent marking to be placed on adjacent flap to the right.
- (e) Spare articles of individual equipment in an organization will not be marked until issued to individuals. Such articles will be used as far as practicable for transfer to other organizations when accompanying individuals.

(2) Stenciling of textile equipment; where placed.

Article	Location of stenciling
Bag, feed.....	Bottom to be ½ inch above center of the "U. S."
Bag, grain.....	Top to be 4 inches below top tie string.
Belt, cartridge.....	Inside of flap of first right rifle ammunition pocket.
Belt, magazine.....	Inside of flap of first automatic or machine rifle ammunition pocket.
Belt, pistol or revolver...	Inside of loop next to end hook.
Blanket.....	On lower left-hand corner, 1½ inches from edges, of blankets marked with the letters "U. S.," and similarly placed on any corner of those without the letters "U. S."
Blanket, saddle.....	On outside corner, when folded; center to be 1½ inches from edges of blanket.
Carrier, gas mask.....	Inside of flap near top seam to right of left eyelet reinforcing seam.
Carrier, grenade, 4-inch pocket.	Inside of flap of upper right-hand pocket.
Carrier, ax, intrenching...	Inside of flap as near left as practicable.
Carrier, pack.....	Outside between first and second button-holes for coupling strap in one or two lines, beginning on the same side as the "U" of the "U. S." Top of lettering to be parallel to and ¼ inch from top edge of pack carrier.

Article	Location of stenciling
Carrier, pick mattock, intrenching.	Inside body near lower end.
Carrier, shovel, intrenching.	Inside near lower edge opposite face of shovel.
Case, carrying, automatic rifle.	Inside of flap near lower edge.
Cover, canteen-----	Bottom.
Cover, horse-----	Midway between buckle chapes on near side of cover.
Cover, rifle-----	Inside of flap near lower edge.
Haversack-----	Inside of flap of meat-can pouch near left-hand edge.
Pocket, magazine, pistol--	Inside of flap.
Pouch, first-aid packet--	Inside of flap near left edge.
Pouch, medical-----	Inside of flap near left edge.
Respirator-----	On flap, as near left edge as possible.
Surcingle-----	Inside of strap near end.
Suspenders, for belts, cartridge and pistol.	Inside of adjusting strap where stenciling will not touch clothing.
Tent, shelter-----	On the same side as buttons, 1½ inches below center button of row along the ridge of the tent.

(3) *Stamping of metal or leather articles.*—The marking required by *b* above will be stamped directly upon the articles of equipment enumerated in the following table, by means of metal-stamping dies, as specified opposite each article.

Article	Where marking placed
Bridle-----	On headstall.
Brush, horse-----	1 inch to the right of the "U. S."
Can, meat-----	On center of handle and below the ridge (with the hinge to the left). Lid not to be marked. (See <i>a</i> (6) above.)
Cup-----	On handle, immediately below hinge.
Currycomb-----	On back, where most convenient.
Fork-----	Across back of head of handle.
Harness-----	Where most convenient on each major portion.
Holster, pistol-----	On inside of flap.
Knife-----	On handle to the right of the "U. S."
Pouch, music-----	Inside flap near lower left-hand corner.
Saddle-----	On near side of pommel, where most convenient.
Saddlebag-----	On center of clip and strap, near reinforcement.
Scabbard, automatic rifle--	On flap, bottom to be ½ inch above strap.
Scabbard, bayonet, M1910.	On outside of leather tip.
Scabbard, bayonet, M1917.	On outside of metal tip.
Scabbard, rifle-----	Top to be 2 inches below mouth of scabbard.
Scabbard, saber-----	On side of metal mouthpiece between rings.
Sling, gun-----	On outer face of long strap.
Spoon-----	Across back of head of handle.
Strap, saber-----	On strap.
Strap, sling for automatic rifle.	On outer face of long strap.

e. Identification tag.—See AR 600-40.

SECTION III

VEHICLES

	Paragraph
Motor.....	6
Registration markings.....	7
Automobile plates, other than registration.....	8
Removal.....	9
Unit markings.....	10
Tactical markings.....	11
Special markings.....	12
Animal-drawn.....	13
Tractors and tanks.....	14

6. Motor.—*a. Definition.*—See AR 850-10.

b. Registration.—See AR 850-10.

c. Inventory.—See AR 850-10.

7. Registration markings.—U. S. registration symbols and numbers.

a. When marked.—Motor vehicles will be marked with the U. S. registration symbols and numbers prescribed in AR 850-10. Original markings will be applied by manufacturers.

b. How marked.—The marking on the vehicle will be with blue-drab lusterless enamel by means of a stencil.

c. Height of letters.—The height of the letters and figures will be 1 inch on motorcycles, 2 inches on trailers and on all other types of motor vehicles. The character and style of marking will be as follows:

U. S. A.
123786

d. Where marked.—The marking required above will be placed on the outside of the vehicle except where otherwise indicated and will be so placed as not to interfere with international and unit markings.

Type of vehicle*	Location of marking
Passenger cars.....	All letters and figures will be placed on outer surface of the hood, both sides and also on the rear panel.
Ambulances, metropolitan.....	Same as passenger cars.
Ambulances, field.....	On the outer surface of the hood, both sides and also the rear doors.
Motorcycles (both solo and those with side cars).	On rear fender only.
Trucks.....	On the outer surface of the hood, both sides.
Reconnaissance trucks.....	Same as trucks.
Panel and sedan delivery.....	Same as ambulances, field.
Trailers.....	In the center of the back.
Trailer, bomb, M5.....	U. S. A. on both sides of tool box and registration markings on both sides of front splash guard.
Trailer, tractor crane, T-26.....	Outer surface forward frame, both sides.
Combat vehicles track, wheel or wheel and track.	To conform as closely as practicable to marking prescribed for other vehicles.

* Special vehicles of the types enumerated will be marked so as to conform as closely as practicable to the marking prescribed for the type to which they belong.

e. Changing registration number prohibited.—The registration number assigned to a motor vehicle establishes its permanent identity and under no circumstances will this number, when once assigned, be changed or transferred to another vehicle without the authority of the procuring agency.

8. Automobile plates, other than registration.—*a. Material and size.*—See AR 260-10.

b. Design.—See AR 260-10.

c. Paint.—Paint will be used as prescribed by the War Department.

d. Display.—For individuals (general officers), the automobile plates may be displayed in a suitable bracket on the front and rear of the vehicle only. The automobile plates for individuals will be removed or covered when the individual is not in the vehicle.

9. Removal.—All War Department markings on motor vehicles transferred to other parts of the Government or sold at public auctions will be removed or obliterated.

10. Unit markings.—Gasoline solvent paint or paint as prescribed by the War Department will be used.

a. Unit markings.—National symbol.

(1) A white five-pointed star will be the national symbol of all motor vehicles assigned to tactical units. Administrative motor vehicles operating in an active theater of operations will be similarly marked when directed by the theater commander.

(2) The size of the national symbol will be determined for each type of motor vehicle and will be large enough to take advantage of the surface upon which to be painted. See figures 1 to 34.

(3) Whenever requirements for camouflage and concealment outweigh the requirements for recognition, the national symbol may be covered by lusterless olive-drab gasoline solvent paint, camouflage nets, oil and dirt, etc., or will be removed.

b. Unit identification symbols.

(1) *Front and rear markings.*—See figures 1 to 34 for location.

(a) *General.*—Front and rear markings are identical and consist of four groups in consecutive order, from the left to right when facing the vehicle, separated by a dash 1 inch long. Markings may be on a single line or on two lines, but in no case will groups be broken nor order of groupings be changed. If two lines are used, the first and third groups will be on the top row. Composition of groups is indicated below.

(b) *First group.*—The first group will designate the smallest appropriate unit listed below in accordance with the following code:

Unit	Designation
Division (infantry)	Arabic numeral.
Division (armored)	Arabic numeral followed by triangle 3 inches high with $\frac{1}{4}$ -inch stroke.
Division (cavalry)	Arabic numeral followed by letter C.
Corps (army)	Roman numeral.
Corps (cavalry)	Roman numeral followed by letter C.
Corps (armored)	Roman numeral followed by triangle 3 inches high with $\frac{1}{4}$ -inch stroke.
Army	Arabic numeral followed by letter A.
Air force	Arabic numeral followed by a star 3 inches high.
Zone of communications.	ZC.
Army Ground Forces . .	AGF.
Services of Supply	SOS.
General Headquarters . .	GHQ.
Zone of interior	ZI.
Reception center	RC.
Replacement training center.	RTC preceded by arm or service symbol.
Training center	TC preceded by arm or service symbol.
Firing center	FC preceded by arm or service symbol.
All others	Nonconflicting letters.

(c) *Second group.*—The second group will designate separate regiment, separate brigades, groups, separate battalions, or separate companies, and similar units by appropriate number of symbol, followed by arm or service in accordance with abbreviations listed below. When indicating headquarters and headquarters companies or special companies of units identified in first group, the second group will consist only of the letter "X." When indicating brigades, the numeral will be underlined.

MISCELLANEOUS

Arm or service	Designation
Airborne.....	AB
Army Air Forces units.....	Star 3 inches high.
Antiaircraft.....	AA
Amphibious.....	AM
Armored regiment.....	Triangle 3 inches high with $\frac{1}{4}$ -inch stroke.
Cavalry.....	C
Chemical Warfare Service.....	G
Coast Artillery Corps.....	CA
Corps of Engineers.....	E
Field Artillery.....	F
Infantry.....	I (preceded by dash $\frac{1}{2}$ -inch square)
Medical Department.....	M
Military police.....	P
Ordnance Department.....	O (preceded by dash $\frac{1}{2}$ -inch square).
Quartermaster Corps.....	Q
Signal Corps.....	S
Tank Destroyer.....	TD
Tank group.....	TG

- (d) *Third group.*—The third group will designate companies and similar organizations by letters in accordance with the following code:

Organization	Designation
Headquarters and headquarters company (or headquarters and headquarters and service company) of lowest unit identification in previous groups.	HQ
Service company of lowest unit identified in service groups.	SV
Headquarters and headquarters company of battalion not previously identified.	Numerical designation of battalion followed by letters HQ.
Service company of battalion not previously identified.	Battalion number followed by letters SV.
Lettered company.....	Letter designation.
Separate company identified in second group.	X or abbreviation of company.
Antitank.....	AT
Maintenance.....	MT
Heavy weapons.....	HW
Cannon.....	CN
Reconnaissance.....	R
Train.....	TN
Weapons.....	W
"Name" company (other than headquarters company, headquarters and service company or service company).	Nonconflicting letters assigned for identification purposes, preceded by the battalion number, when necessary.

(e) *Fourth group.*—The fourth group will designate the serial number of the vehicle in normal order of march within the organization to which it is assigned. Vehicles assigned to any headquarters will be combined for purposes of numbering with those of the appropriate headquarters company or similar organization, and will be given the smaller serial numbers used therein.

(2) *Examples.*

- (a)
- | | |
|------------------|---|
| 1—X—HQ—10..... | 10th vehicle, Hq Co, 1st Inf Div. |
| 1—X—1S—10..... | 10th vehicle, 1st Sig Co, 1st Inf Div. |
| 1—X—1R—10..... | 10th vehicle, 1st Rcn Tr, 1st Inf Div. |
| 1—16—I—A—10..... | 10th vehicle, Co A, 16th Inf, 1st Inf Div. |
| 1—F—HQ—10..... | 10th vehicle, Hq Btry, Div Arty, 1st Inf Div. |
| 1—33F—D—10..... | 10th vehicle, Btry D, 33d FA Bn, 1st Inf Div. |
| 1—1E—A—10..... | 10th vehicle, Co A, 1st Engr Bn, 1st Inf Div. |
| 1—1M—A—10..... | 10th vehicle, Co A (Coll), 1st Med Bn, 1st Inf Div. |
| 1—1Q—A—10..... | 10th vehicle, Co A, 1st QM Bn, 1st Inf Div. |
- (b)
- | | |
|-----------------|--|
| 1△—X—SV—10.... | 10th vehicle, Serv. Co, 1st Armd Div. |
| 1△—81R—A—10... | 10th vehicle, Co A, 81st Rcn Bn, 1st Armd Div. |
| 1△—1△—A—10.... | 10th vehicle, Co A, 1st Armd Regt, 1st Armd Div. |
| 1△—27F—A—10... | 10th vehicle, Btry A, 27th FA Bn, 1st Armd Div. |
| 1△—16E—A—10... | 10th vehicle, Co A, 16th Engr Bn, 1st Armd Div. |
| 1△—6—I—A—10.... | 10th vehicle, Co A, 6th Inf, 1st Armd Div. |
| 1△—TN—HQ—10.. | 10th vehicle, Hq Co, Div Tn, 1st Armd Div. |
| 1△—1—O—A—10... | 10th vehicle, Co A, Maint Bn, 1st Armd Div. |
| 1△—1Q—A—10.... | 10th vehicle, Co A, Sup Bn, 1st Armd Div. |
- (c)
- | | |
|-----------------|---|
| 1C—X—HQ—10.... | 10th vehicle, Hq Tr, 1st Cav. Div. |
| 1C—X—1S—10..... | 10th vehicle, 1st Sig Tr, 1st Cav Div. |
| 1C—91R—A—10.... | 10th vehicle, Tr A, 91st Rcn Sq, 1st Cav Div. |
| 1C—X—27—O—10... | 10th vehicle, 27th Ord Co, 1st Cav Div. |
| 1C—1C—HQ—10... | 10th vehicle, Hq Tr, 1st Cav Brig, 1st Cav Div. |
| 1C—12C—HQ—10.. | 10th vehicle, Hq Tr, 12th Cav, 1st Cav Div. |

	1C—F—HQ—10....	10th vehicle, Hq Btry, Div Arty, 1st Cav Div.
	1C—61F—A—10....	10th vehicle, Btry A, 61st FA Bn, 1st Cav Div.
	1C—8E—A—10.....	10th vehicle, Tr A, 8th Engr Bn, 1st Cav Div.
	1C—1M—A—10....	10th vehicle, Tr A, 1st Med Sq, 1st Cav. Div.
	1C—1Q—A—10.....	10th vehicle, Tr A, 1st QM Sq, 1st Cav Div.
(d)	2A—21Q—A—10....	10th vehicle, Co A, 21st QM Regt, Second Army.
	3A—61Q—A—10....	10th vehicle, Co A, 61st QM Bn, Third Army.
	★—1Q—SVAV—10..	10th vehicle, 1st QM Co, Serv Gp, (Avn) AAF.
	3A—21Q—CAR—10..	10th vehicle, 21st QM Car Co, Third Army.
	3A—56Q—COM—10.	10th vehicle, 56th QM Sales Comm Co, Third Army.
	3A—67Q—REF—10..	10th vehicle, 67th QM Ref Co, Third Army.
	4A—79Q—DP—10..	10th vehicle, 79th QM Depot Co, Fourth Army.
	1A—87Q—RHD—10..	10th vehicle, 87th QM Rhd Co, First Army.
	1A—132Q—TRK—10.	10th vehicle, 132d QM Trk Co, First Army.
	★—862Q—MT—10..	10th vehicle, 862d QM L Maint Co, AAF.
(e)	GHQ—101M—A—10.	10th vehicle, Co A, 101 Med Regt, GHQ.
	II—40M—A—10....	10th vehicle, Co A, 40th Med Bn, II Army Corps.
	3A—1M—VET—10..	10th vehicle, 1st Vet Co, Third Army.
	II—701M—SAN—10.	10th vehicle, 701st Sn Co, II Army Corps.
	II—3M—EV—10...	10th vehicle, 3d Evac Hosp, II Army Corps.
	3A—53M—GEN—10.	10th vehicle, 53d Gen Hosp, Third Army.
	1A—151M—STA—10.	10th vehicle, 151st Sta Hosp, First Army.
	3A—63M—SUR—10.	10th vehicle, 63d Surg Hosp, Third Army.
	3A—16M—VET—10.	10th vehicle, 16th Vet Evac Hosp, Third Army.
	1A—1M—DP—10...	10th vehicle, 1st Med Sup Dep, First Army.

- 3A—2M—LAB—10.. 10th vehicle, 2d Med Lab, Third Army.
- (f) 1A—101P—A—10... 10th vehicle, Co A, 101st MP Bn, First Army.
- ZI—704P—A—10... 10th vehicle, Co A, 704th MP Bn, ZI.
- IV—X—44P—10.... 10th vehicle, 44th MP Co, IV Army Corps.
- (g) IX—18E—A—10.... 10th vehicle, Co A, 18th Engr, IX Army Corps.
- II—62E—D—10.... 10th vehicle, Co D, 62d Top Engr, II Army Corps.
- (h) 1A—41—0—A—10.... 10th vehicle, Co A, 41st Ord Bn, First Army.
- I—1—0—HQ—10.... 10th vehicle, Hq & Hq Det, 1st Ord Bn, I Army Corps.
- 3A—X—60—0—10... 10th vehicle, 60th Ord Co, Third Army.
- ★—714—0—AB—10.. 10th vehicle, 714 Ord Co, AB, AAF.
- (i) II△—1S—A—10... 10th vehicle, Co A, 1st Sig Bn, I Armd Corps.
- III—26S—A—10.... 10th vehicle, Co A, 26th Sig Bn, III Army Corps.
- ★—X—S—10..... 10th vehicle, Sig Co, AAF.
- III—X—280S—10... 10th vehicle, 280th Sig Co, III Army Corps.
- ZI—1S—SV—10.... 10th vehicle, 1st Sig Serv Co, ZI.
- (j) 1A—2G—A—10.... 10th vehicle, Co A, 2d Cml Bn, First Army.
- 3A—3G—MT—10... 10th vehicle, 3d Cml Co Maint, Third Army.
- 3A—3G—DP—10... 10th vehicle, 3d Cml Co, Dep, Third Army.
- (k) II—13F—HQ—10... 10th vehicle, Hq Btry, 13th FA Brig, II Army Corps.
- I—17F—A—10.... 10th vehicle, Btry A, 17th FA, I Army Corps.
- 1A—6F—A—10.... 10th vehicle, Btry A, 6th FA Bn, First Army.
- GHQ—71F—A—10.. 10th vehicle, Btry A, 71st FA Bn, GHQ.
- I—1FOB—A—10.... 10th vehicle, Btry A, 1st FA Obsn Bn, I Army Corps.
- (l) 3A—33CA—HQ—10.. 10th vehicle, Hq Btry, 33 CAC Brig, Third Army.
- 1A—2CA—A—10... 10th vehicle, Btry A, 2d CAC, First Army.
- AA—302CA—A—10.. 10th vehicle, Btry A, 302 CAC, AA Comd.

(m) 2A—601TD—A—10. 10th vehicle, Co A, 601TD Bn,
Second Army.

TD—693TD—A—10. 10th vehicle, Co A, 693 TD Bn, TD
Comd.

(n) ★—850E—A—10. 10th vehicle, Co A, Engr Bn Avn,
AAF.

- (3) *How marked.*—Unit identification markings will be painted in white letters on olive-drab background.
- (4) *Height of letters and figures.*—Letters and figures will be of a character style and dimensions as designed for use for traffic signs. Where space does not permit this size, letters and figures will conform to space available. See figure 35.
- (5) *Marking not required.*—Rear marking only is required on trailers, except on trailer, bomb, M5 and trailer, tractor, crane (see figs. 29 and 30). Unit marking will be placed on motorcycles when practicable.
- (6) *Removal of unit markings.*—The first two groups of unit markings will be removed from all motor vehicles when leaving home stations for movement to theaters of operations or ports of embarkation and in the theater of operations when directed by the theater commanders.
- (7) Administrative vehicles, motor vehicles assigned to administrative units or functions at posts, camps, and stations or similar activities will substitute abbreviations or words for the first two groups in order to show station and activity represented. Abbreviations will be those commonly used and where practical will conform to those prescribed in these regulations.

11. Tactical markings.—*a.* Division, separate brigades, combat commands, combat teams, similar separate unit commanders, and higher unit commanders may prescribe a system of tactical markings for units of their commands. This may include the naming of individual vehicles.

b. How marked.—Tactical markings will be painted on vehicles using gasoline solvent paints or paints approved by the War Department. Colors may be used. The headquarters directing use of tactical marking will specify the location of tactical marking.

c. Forms.—Tactical markings may consist of stripes, geometrical figures, combinations of geometrical figures, or combinations of geometrical figures and stripes.

d. Size.—Tactical markings will be of such size as to make ground to ground identification of vehicles possible.

e. Concealment.—Tactical markings will be removed when camouflage or concealment outweigh the requirements for recognition.

f. Restrictions.

- (1) The system of tactical markings prescribed will in no way represent the numerical designation or the distinctive insignia of any unit.
- (2) In a combat zone, the system of tactical markings will be changed whenever conditions require.
- (3) In a theater of operations, no written record will be made or published of the system of tactical markings.

MARKING OF CLOTHING, EQUIPMENT, VEHICLES, PROPERTY 12-13

12. Special markings.—a. Markings, recruiting service vehicles.—Motor vehicles of the Army Recruiting Service will be marked on the sides and rear of the body with dark blue block letters "U. S. ARMY RECRUITING SERVICE" at least 3 inches in height, and with the insignia of The Adjutant General's Department in approved colors in the center of the front door panels and in the middle of the rear below the lettering. On mobile recruiting stations (trailers), the lettering will include the words "MOBILE STATION No. —," and the insignia will be placed in the middle of the sides and rear below the lettering.

b. Red cross.—Both sides of the body of an ambulance will be marked with a Geneva cross, bright red, on a snow-white field, the cross to be 18 inches in the horizontal and vertical dimensions and each limb to represent a 6-inch square. It will be located in the center of the middle or advertising panel of the body. A Geneva cross on a snow-white field will be placed in the center of the top and on the outside. This cross will be of such size that the transverse arm will reach entirely across the top. On the visor, or directly above the windshield, will be marked in suitable size white letters, block style, the word AMBULANCE. On each side of the word AMBULANCE will be placed a small bright-red Geneva cross on a white field, or two small red Geneva crosses may be placed on either side of the windshield in a location that will not interfere with the operator's vision. On the perpendicular center line of each of the rear doors, below the windows, will be placed a 6-inch bright-red Geneva cross on an 8-inch white field. All lettering executed in white will be properly shaded to give depth.

c. Green cross.—Veterinary ambulances only will be marked as prescribed in *b* above for medical ambulances, except that—

(1) Color of the cross will be green.

(2) Marking will be placed as prescribed in *b* above, with the exception that the marking in the center of the top and in the rear will be omitted.

d. Caduceus.—A caduceus, the insignia of the Medical Department, in maroon, will be painted on both sides of the body of an ambulance below the lower molding and 7 inches to the rear of the front body as follows: A caduceus 6 inches in height outlined with a narrow white stripe will be painted with its anterior edge 7 inches from the rear edge of the side door. A drawing of the caduceus will be furnished on request by the Medical Department Equipment Laboratory, Carlisle Barracks, Pa. Two inches below this caduceus in 1-inch white letters, block style, in two lines, will be painted the words:

**UNITED STATES
ARMY**

e. Paints.—All paints used in marking ambulances will be of lusterless synthetic enamel of the proper colors prescribed above.

13. Animal-drawn.—a. Letters "U. S."

(1) All animal-drawn vehicles, including canvas covers therefor, if any, will be marked with the letters "U. S. A."

(2) *When and how marked.*

(a) The marking required by (1) above will be done by the issuing agency before the vehicle is placed in service.

(b) This marking will be done with lusterless blue paint by means of a stencil.

(c) The marking required by (1) above will be placed on the vehicles on both sides unless otherwise prescribed as follows:

Type of vehicle	Location of marking
Ambulances	On the body, in the center of the space between prolongation of the first and second bows from the front.
Canvas covers . . .	To appear in middle of cover, on both sides, when cover is in place on the vehicle; bottom of marking to be 24 inches above hem of cover.
Escort wagons . . .	In the center of the panel abreast of the driver's seat.
Mountain wagon . .	In the center of the end of the driver's seat, if practicable; if not, as close thereto as practicable.
Types not enumerated above.	Same as mountain wagon.

b. Side marking.—Animal-drawn, tactical transportation will be marked on both sides in the same manner as prescribed for international and tactical marking of motor vehicles (pars. 10 and 11). The international marking will be placed to the rear of the wagon body and will take advantage of the flat surface presented but will not exceed 24 inches in size.

c. Tailgate marking.—The rear marking prescribed in paragraph 10*b*(5) for unit identification marking of motor vehicles will be painted directly upon the tailgate of the vehicle.

*d. Animal-drawn vehicles which are not assigned to tactical units and are for general utility purposes at posts, camps, or stations will be given a serial number which will replace the marking prescribed in *b* and *c* above and in addition may be marked on both sides with the name of the activity concerned.*

e. Red cross.

(1) *Large.*

(a) The marking prescribed in paragraph 7*d* for motor ambulances will also be placed upon animal-drawn medical ambulances.

(b) The marking will be placed on the vehicles in three places, as follows:

1. In the center of the outside of the rear half of the side curtains, on both sides.
2. In the center of the top, outside.
3. In the center of the rear curtain, outside.

(2) *Small.*

(a) In addition to the marking required by (1) above, medical ambulances will also be marked with a red cross 6 inches high and 6 inches wide, having arms 2 inches wide, centrally placed upon a white field 8 inches square.

(b) This marking will be placed in the center of the space between the prolongation of the first and second bows from the rear on both sides.

f. Green cross.—Veterinary ambulance only will be marked as prescribed in *e* above for medical ambulances, except that—

(1) Color of the cross will be green.

(2) Marking will be placed as prescribed in *e* (1)(*b*) and (2)(*b*) above only, the markings in the center of the top and the center of the rear curtain being omitted.

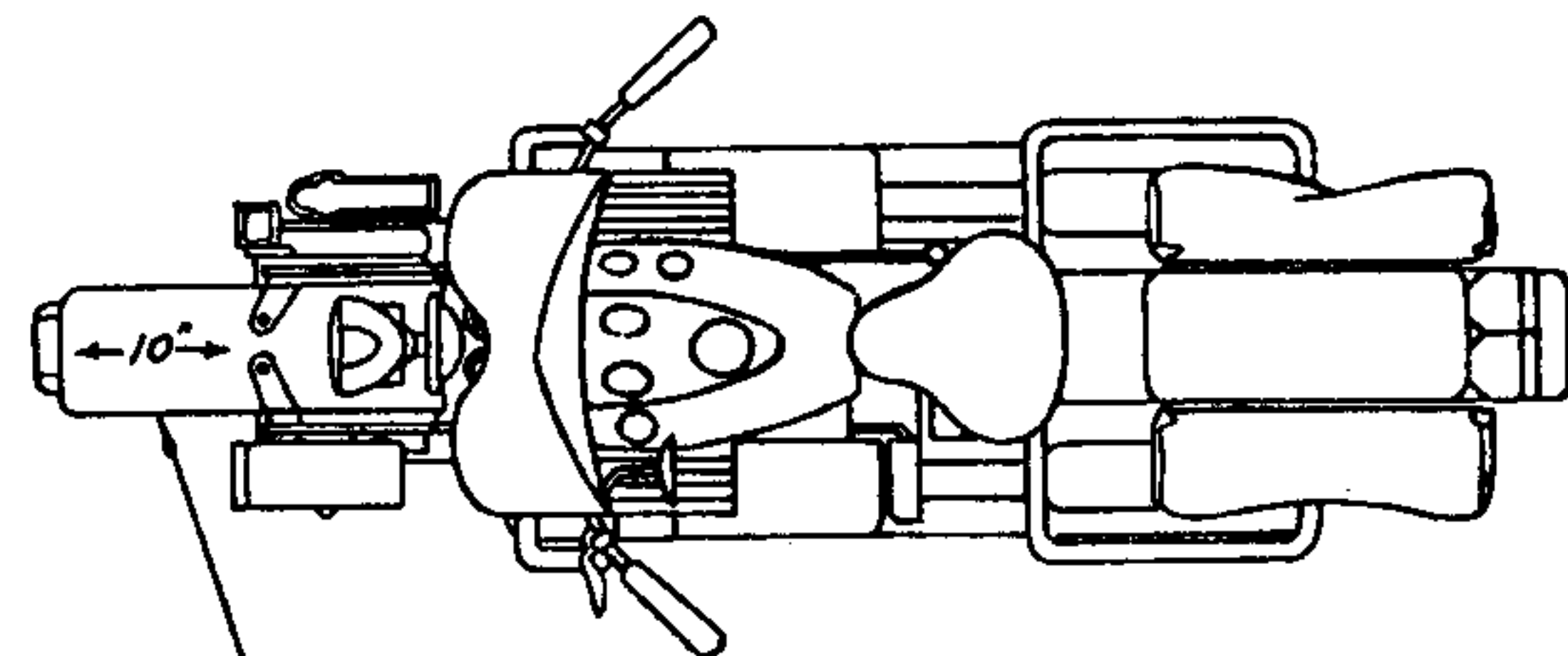
MARKING OF CLOTHING, EQUIPMENT, VEHICLES, PROPERTY 13-14

g. Caduceus.

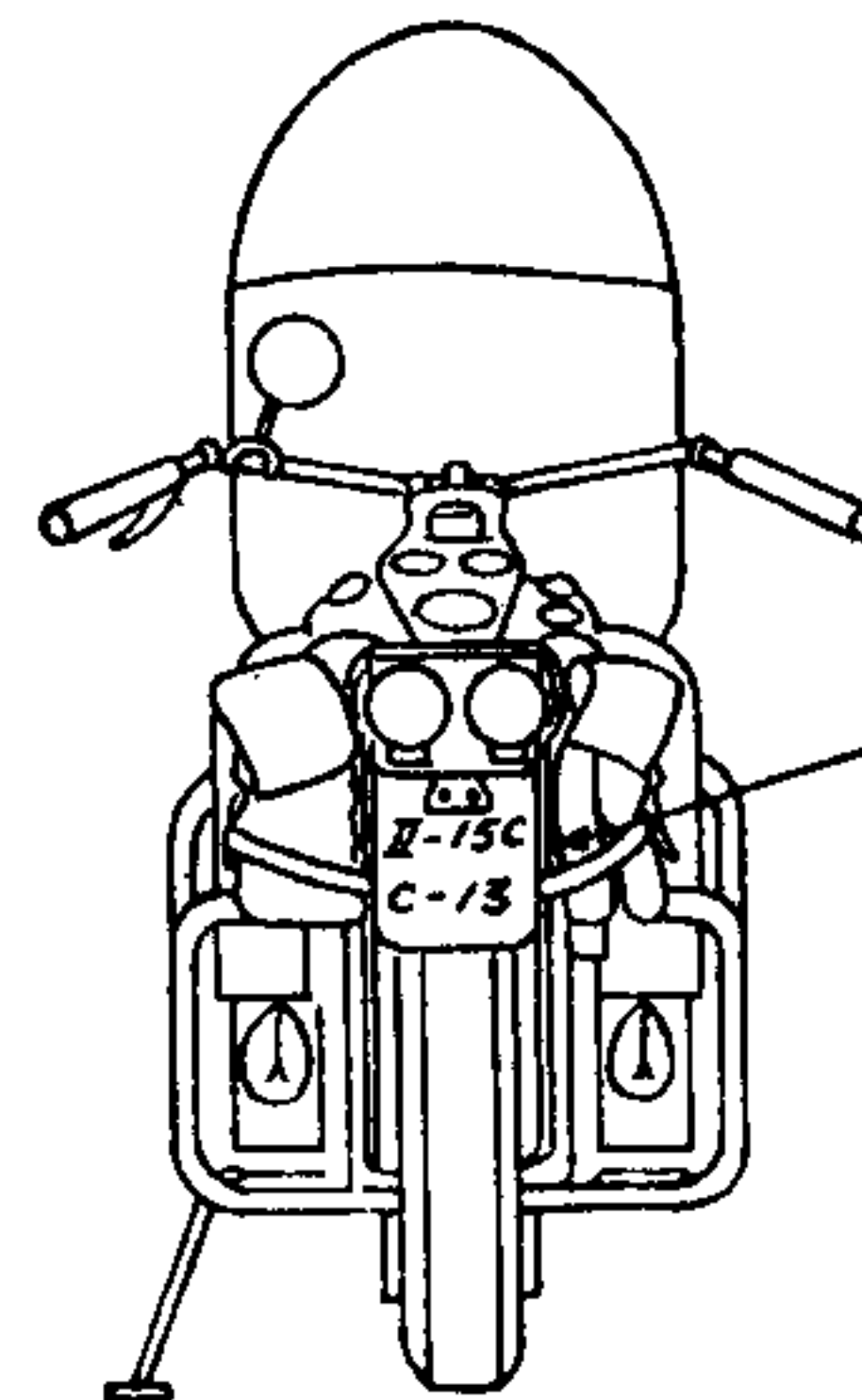
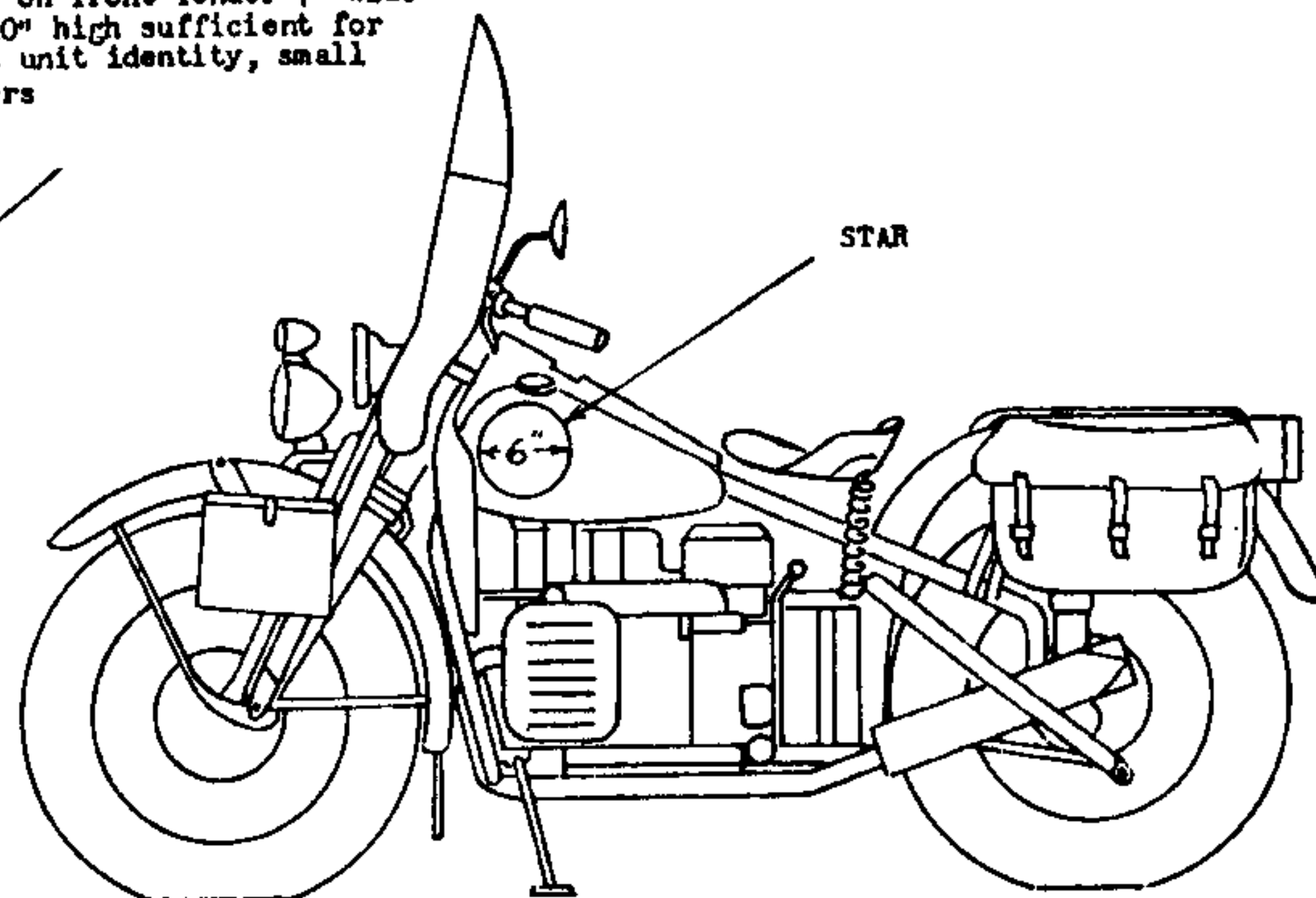
- (1) Medical and veterinary ambulances only will be marked as prescribed in paragraph 7*d* for motor ambulances.
- (2) The marking required by (1) above will be placed on the body in the center of the space between the prolongation of the third and fourth bows from the front, on both sides.

14. Tractors and tanks.—*a. Tractors.*—The vehicles should be marked as prescribed in paragraphs 6 to 11, inclusive, for other motor vehicles so far as applicable, otherwise marking should be placed in a visible location as near as possible to that prescribed. In general, the international symbol will be placed as follows: 20-inch star on hood, 10-inch star on both sides of tool boxes, and 10-inch star on gas tank in rear.

b. Tanks and other combat vehicles.—Tanks and other combat vehicles armored or on which armament is mounted should be marked as prescribed in paragraphs 6 to 11 inclusive, for other motor vehicles so far as applicable, otherwise marking should be placed in a visible location as near as possible to that prescribed. See figures 33 and 34.



Space on front fender 7" wide and 10" high sufficient for short unit identity, small letters



Space on rear fender 4" high and 7" wide for small unit identity, small letters

FIGURE 1.—All motorcycles. A star will be placed on rear and side of side cars.

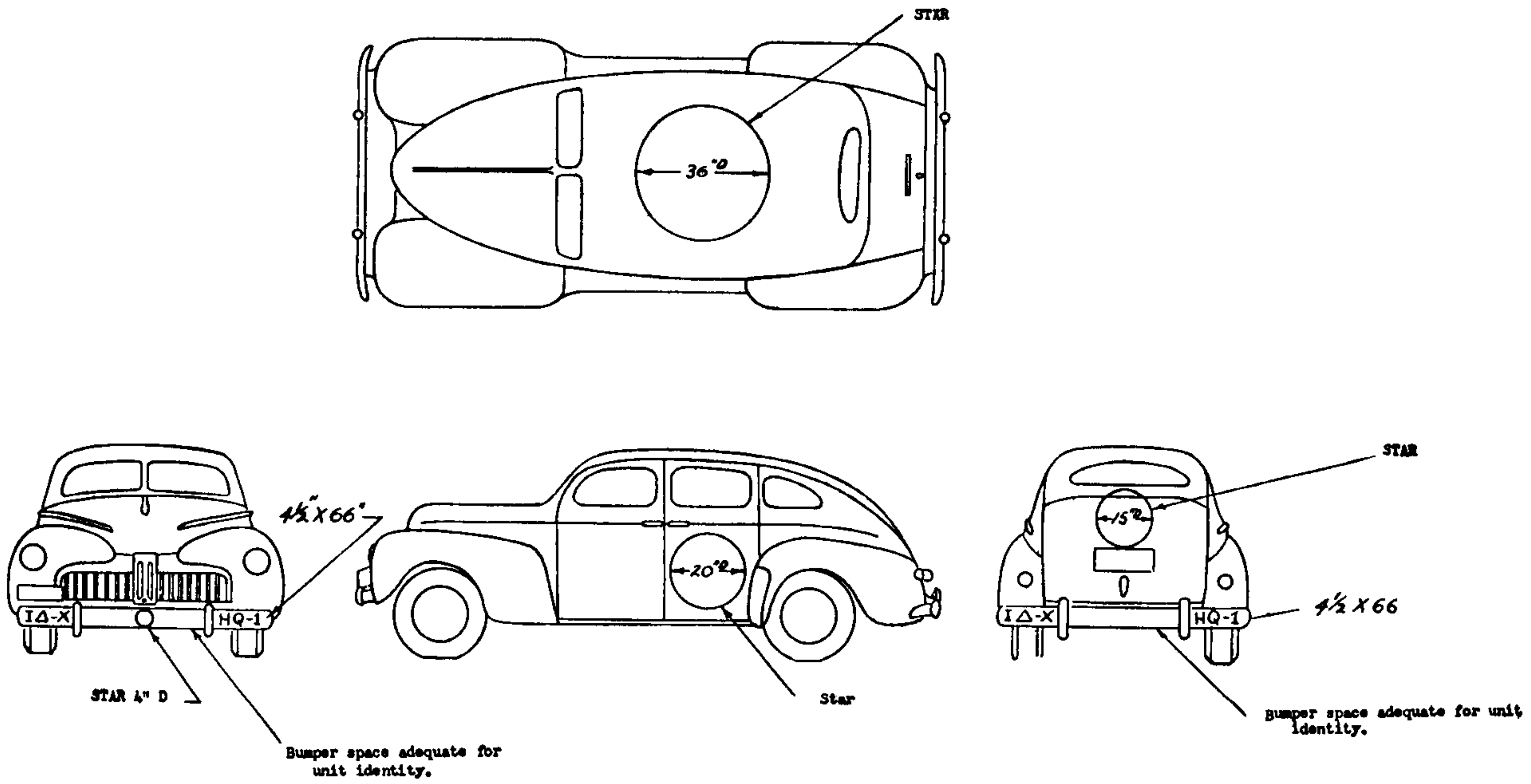
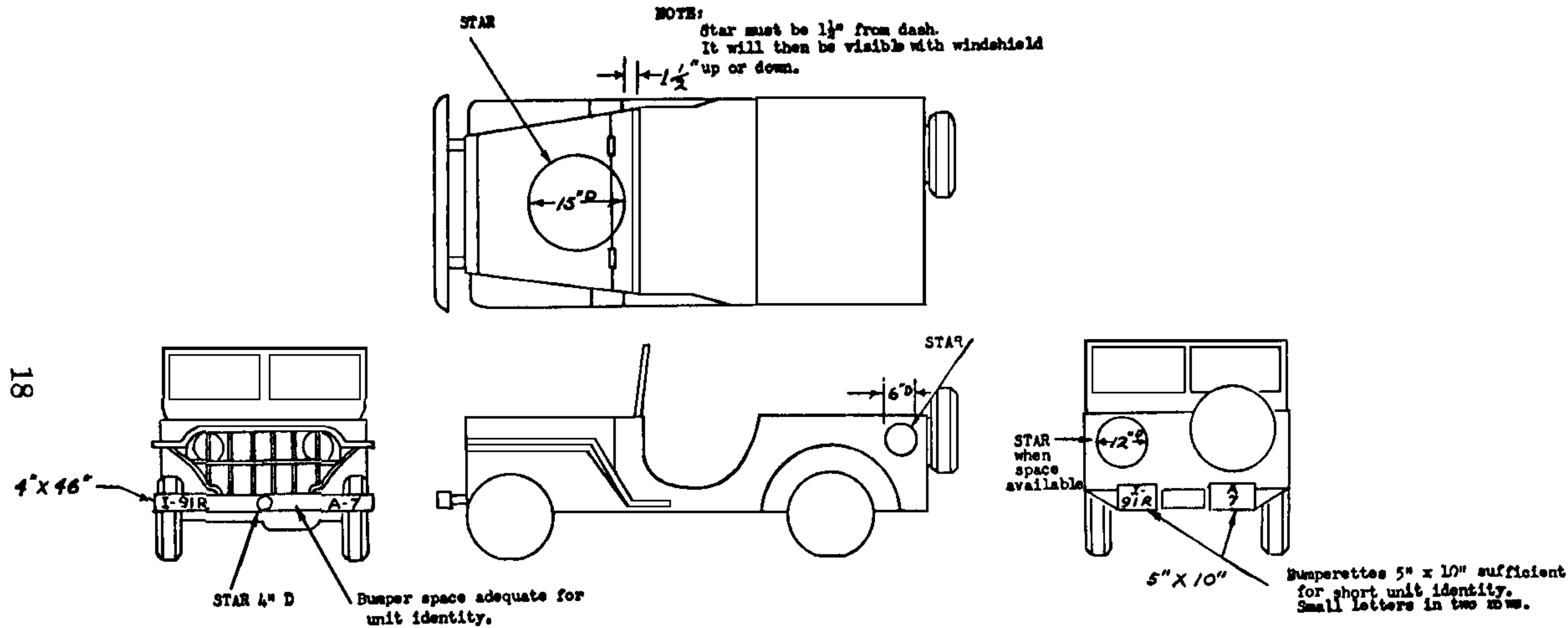


FIGURE 2.—All passenger cars.

FIGURE 3.—Reconnaissance car, $\frac{1}{4}$ -ton.

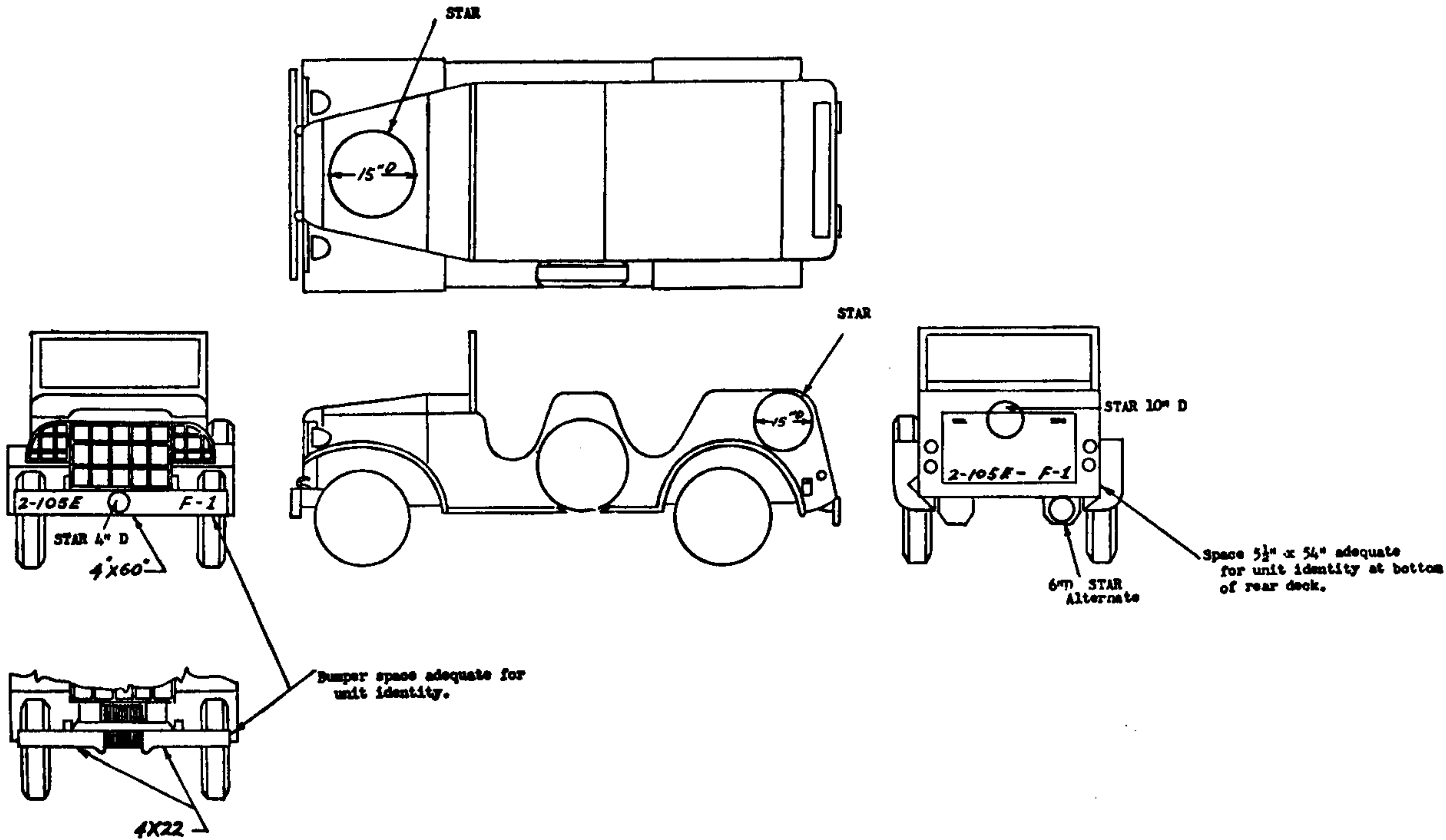


FIGURE 4.—Command reconnaissance car, 1/2-ton, 4 by 4.

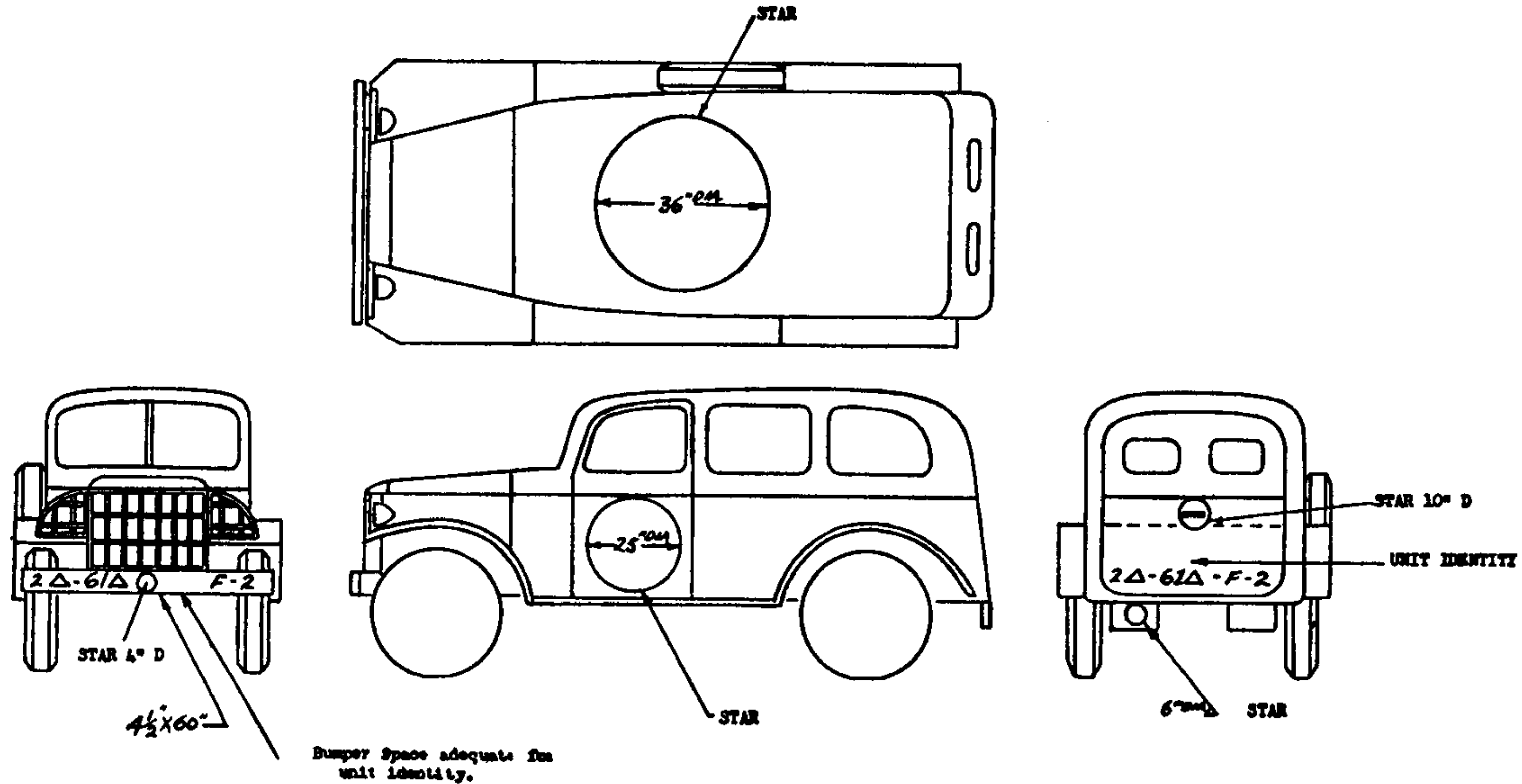


FIGURE 5.—Carry-all, 1/2-ton, 4 by 4.

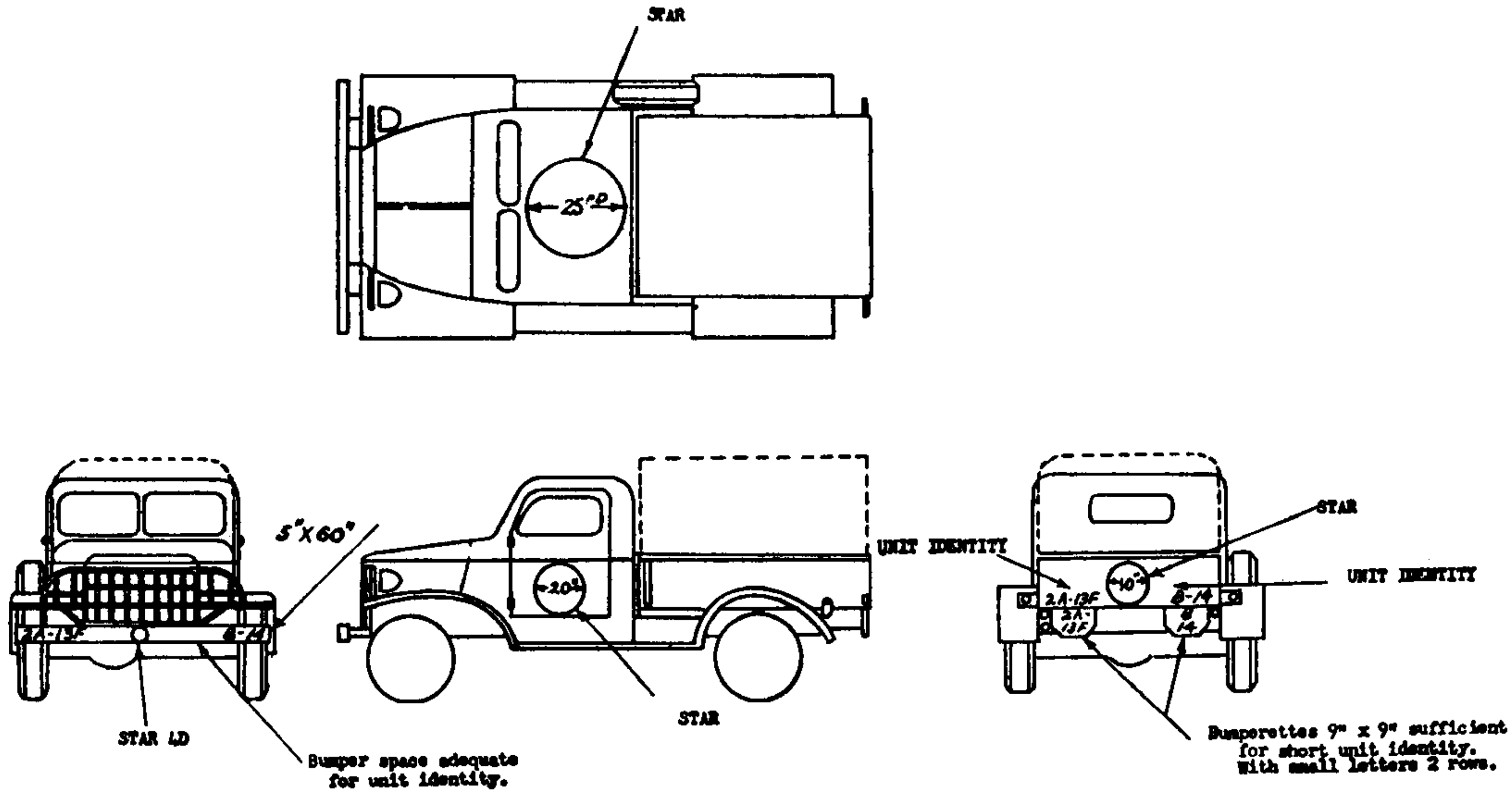


FIGURE 6.—Pick-up, 1/2-ton.

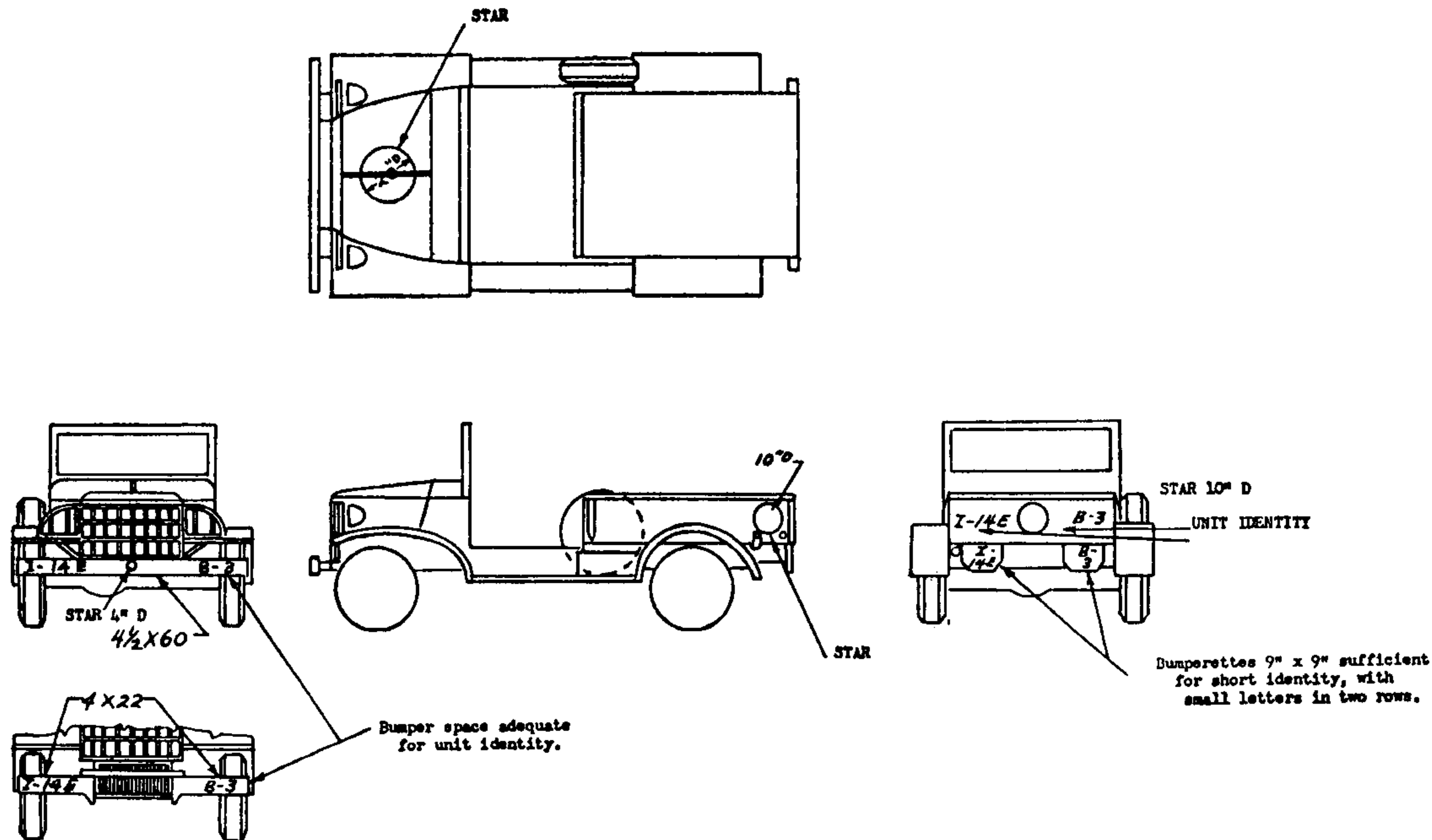


FIGURE 7.—Weapons carrier, 1/2-ton, 4 by 4.

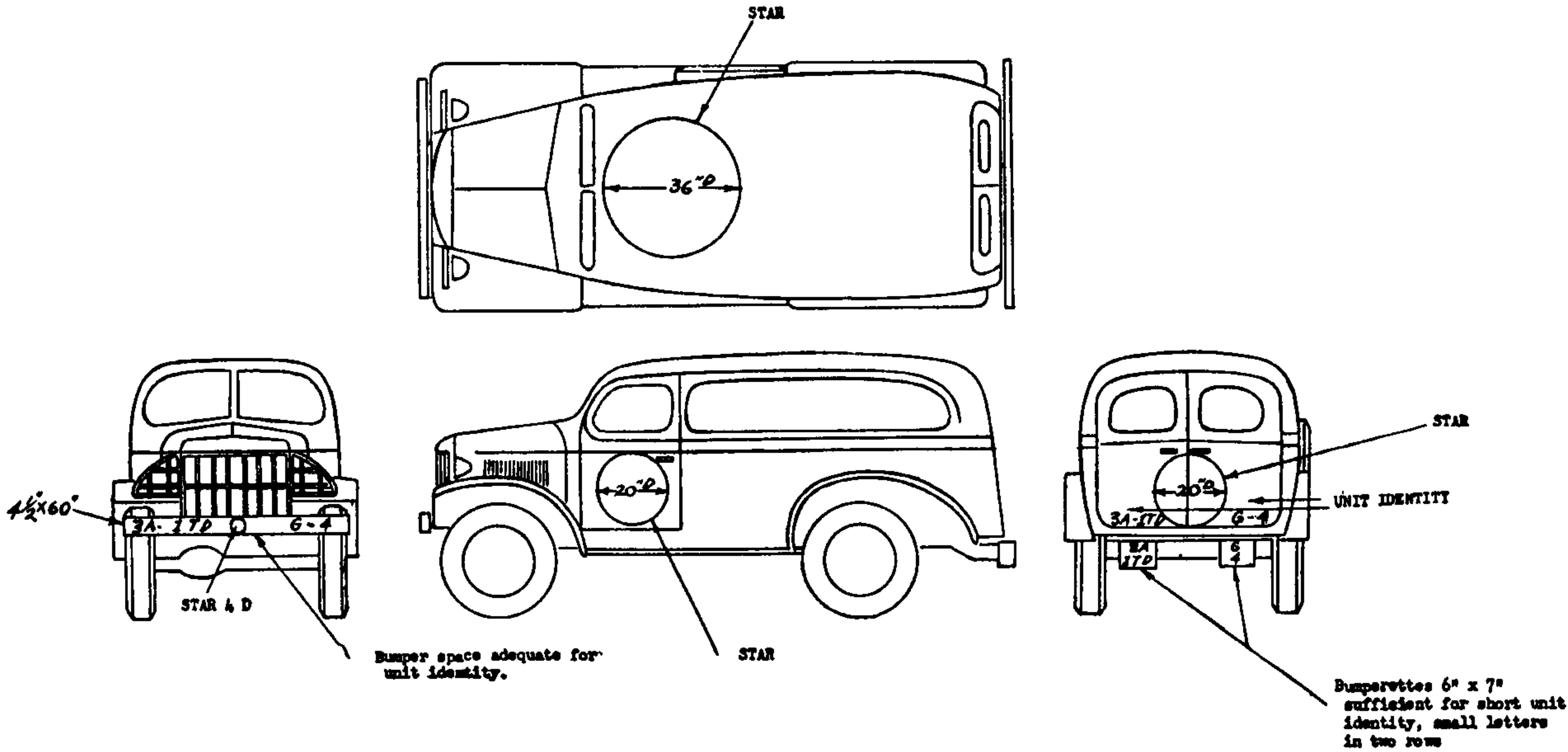


FIGURE 8.—Panel truck, 1/2-ton, 4 by 4.

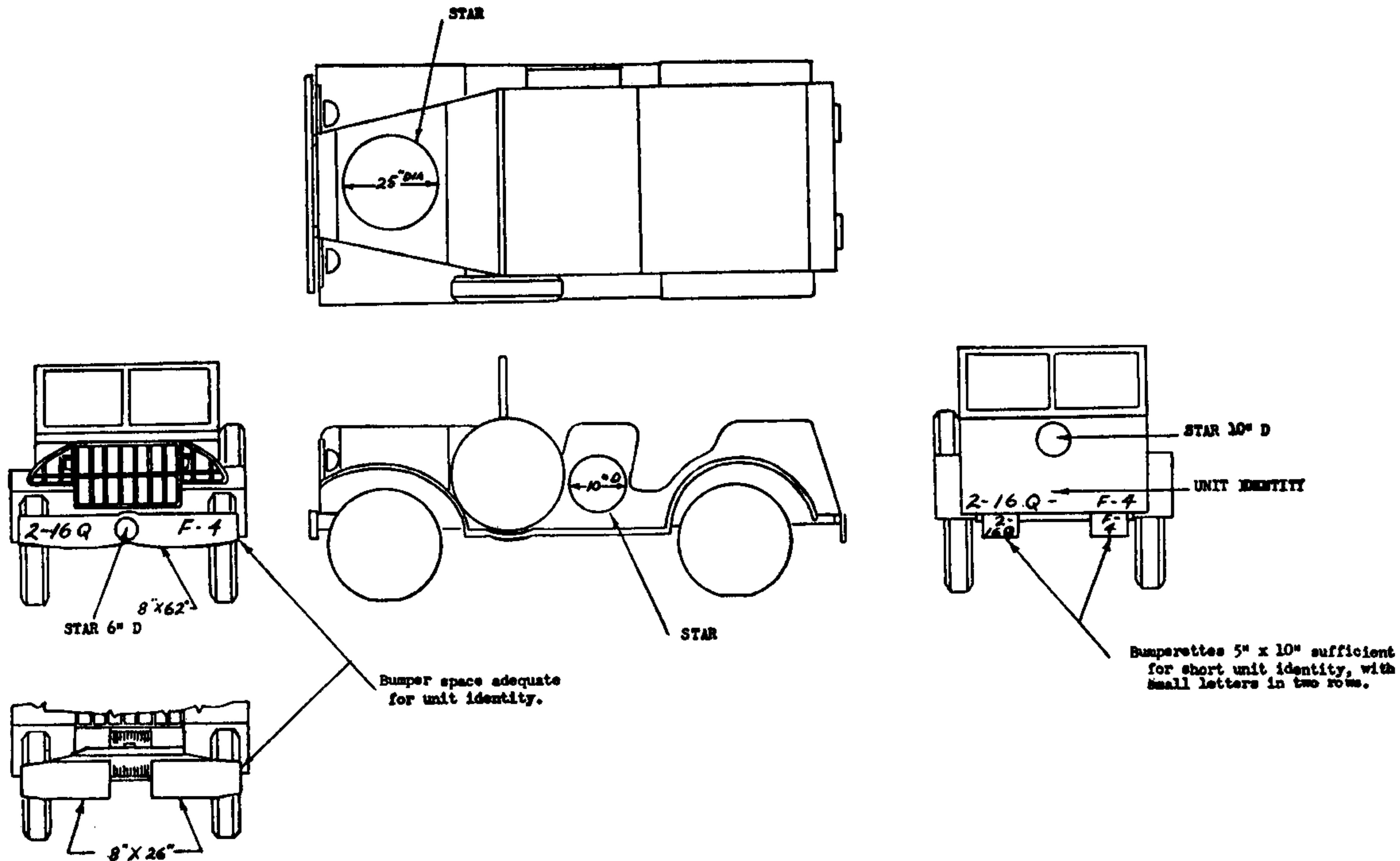


FIGURE 9.—Command reconnaissance car, 1/4-ton, 4 by 4.

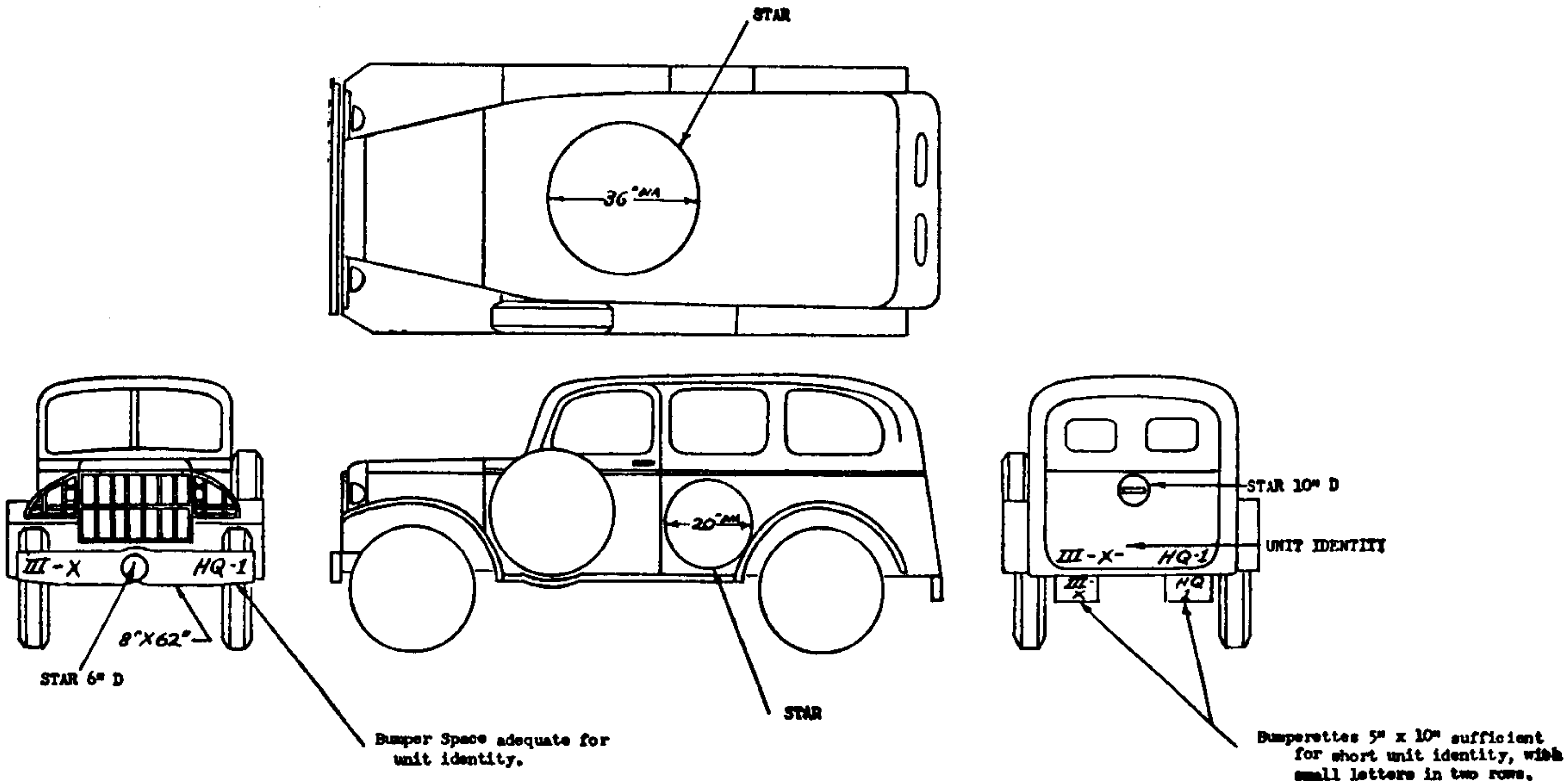


FIGURE 10.—Carry-all, 1/4-ton, 4' by 4.

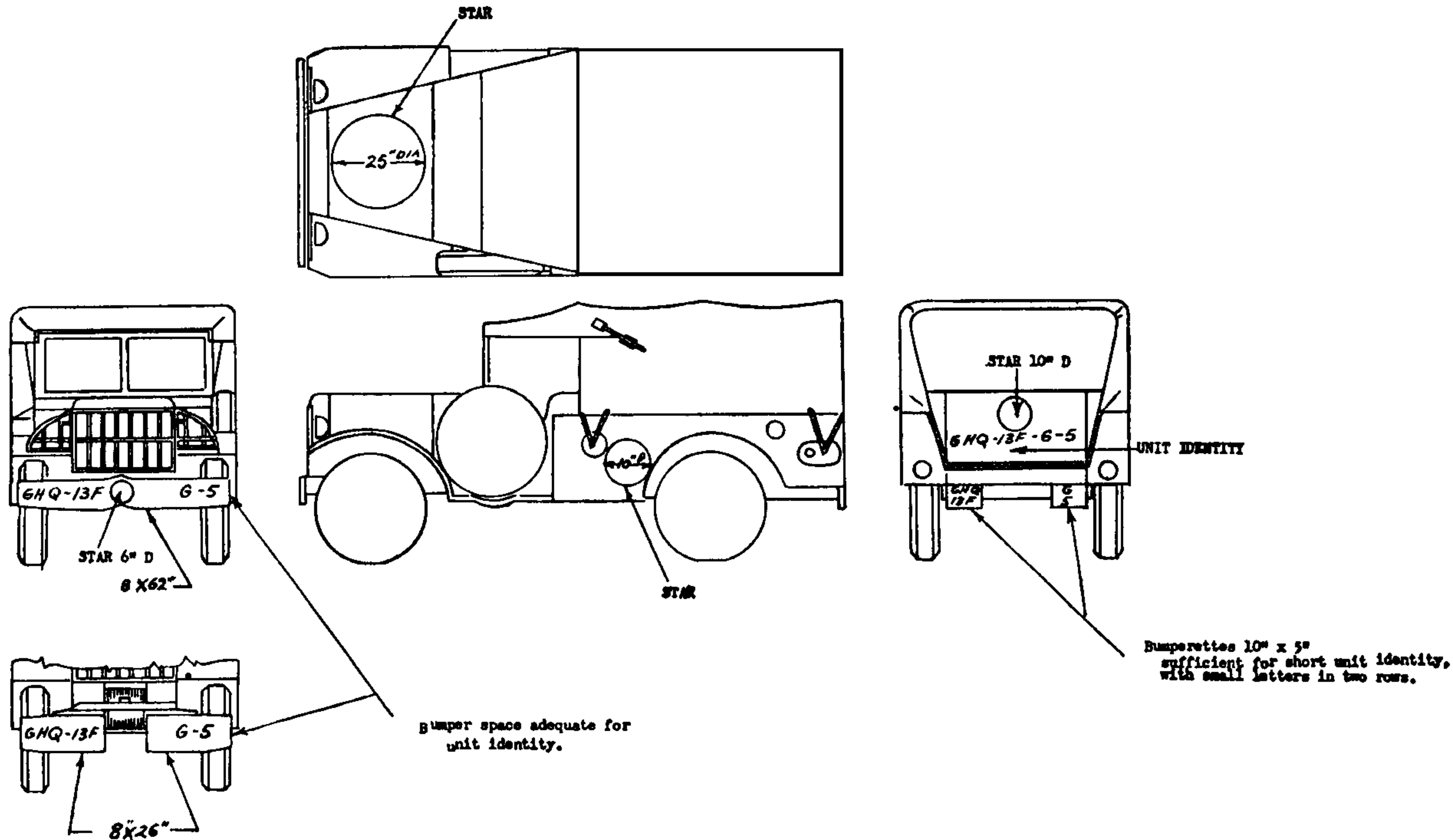


FIGURE 11.—Weapons carrier, 3/4-ton, 4 by 4.

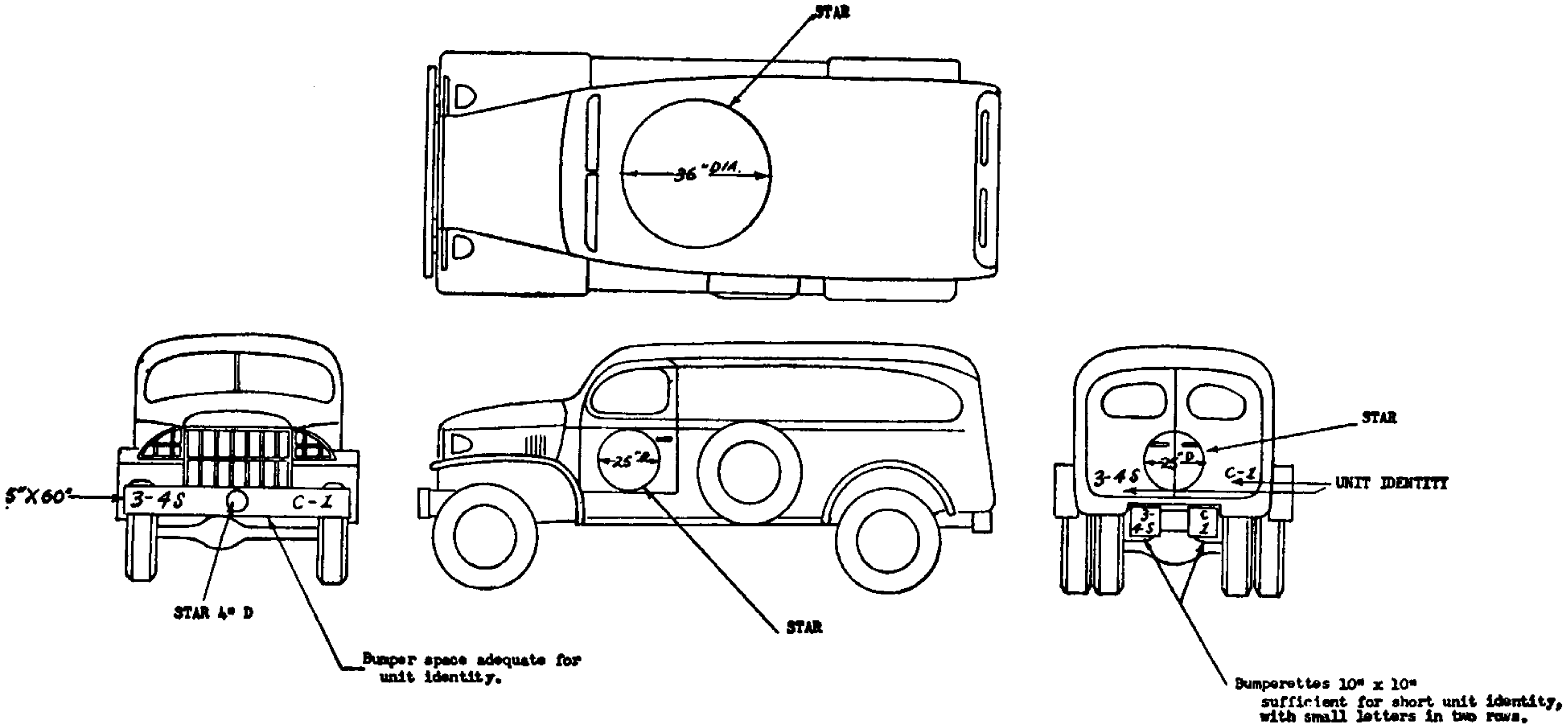


FIGURE 12.—Panel truck, 1½-ton, 4 by 4.

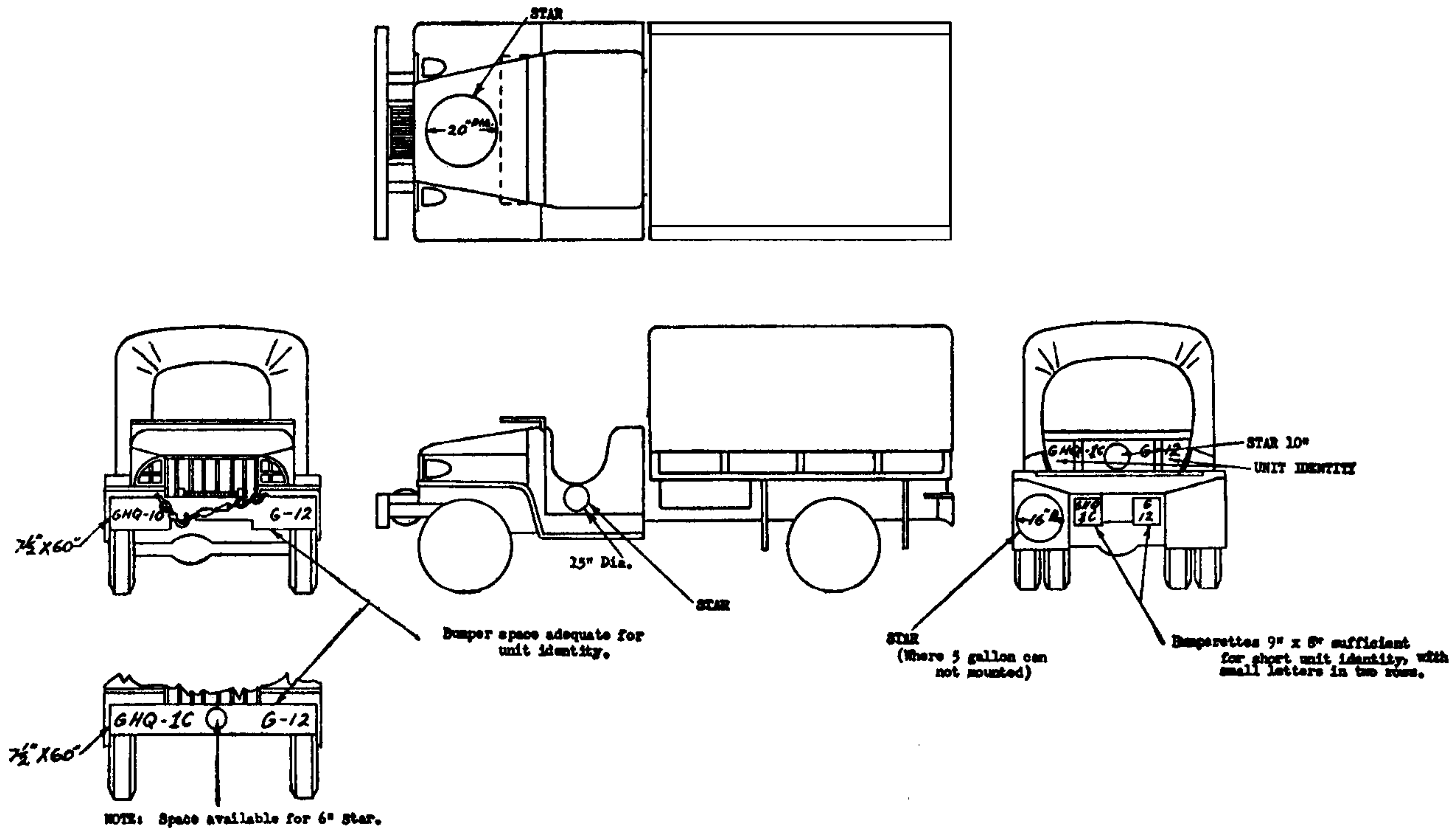


FIGURE 13.—Open cab cargo truck, 1½-ton, 4 by 4.

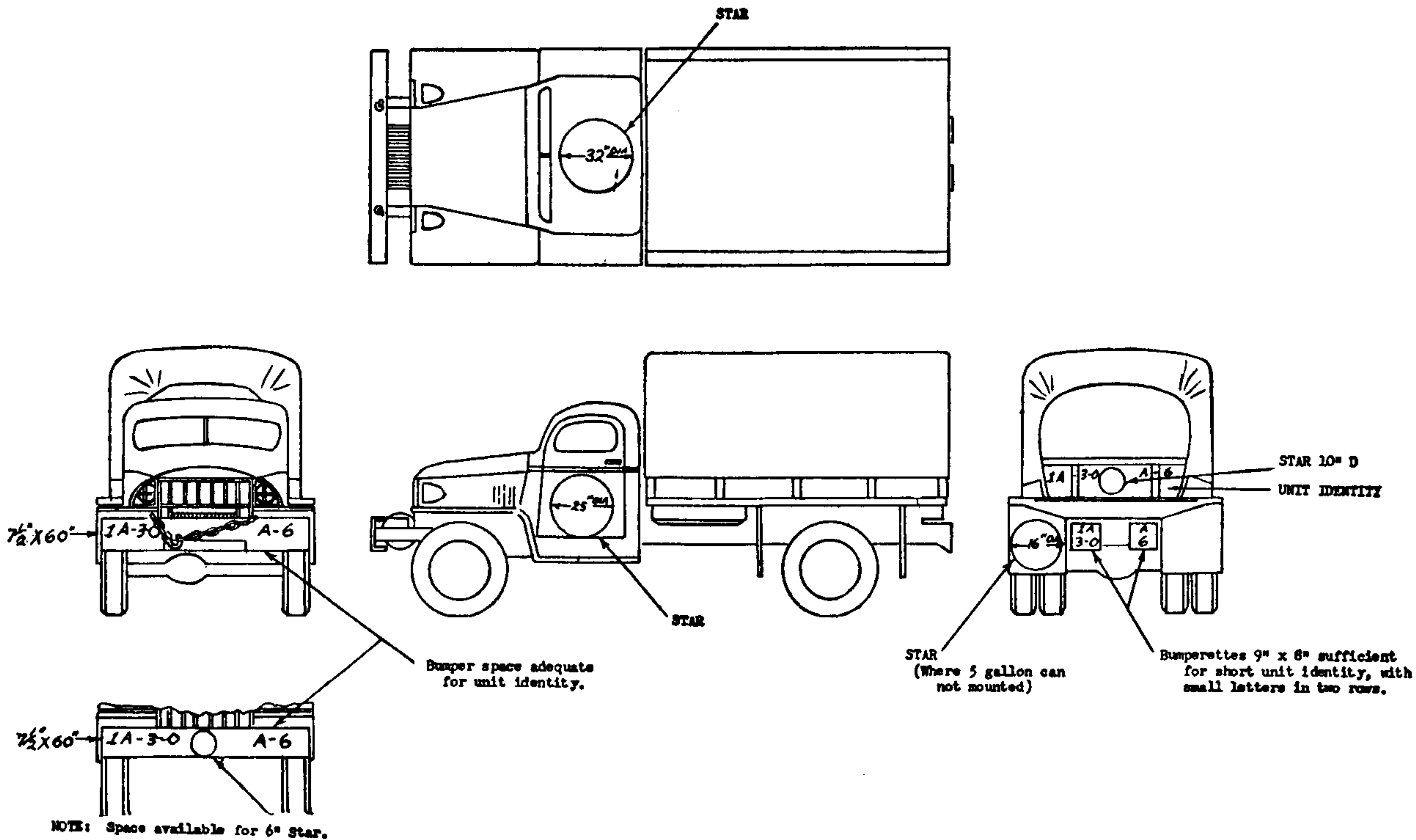
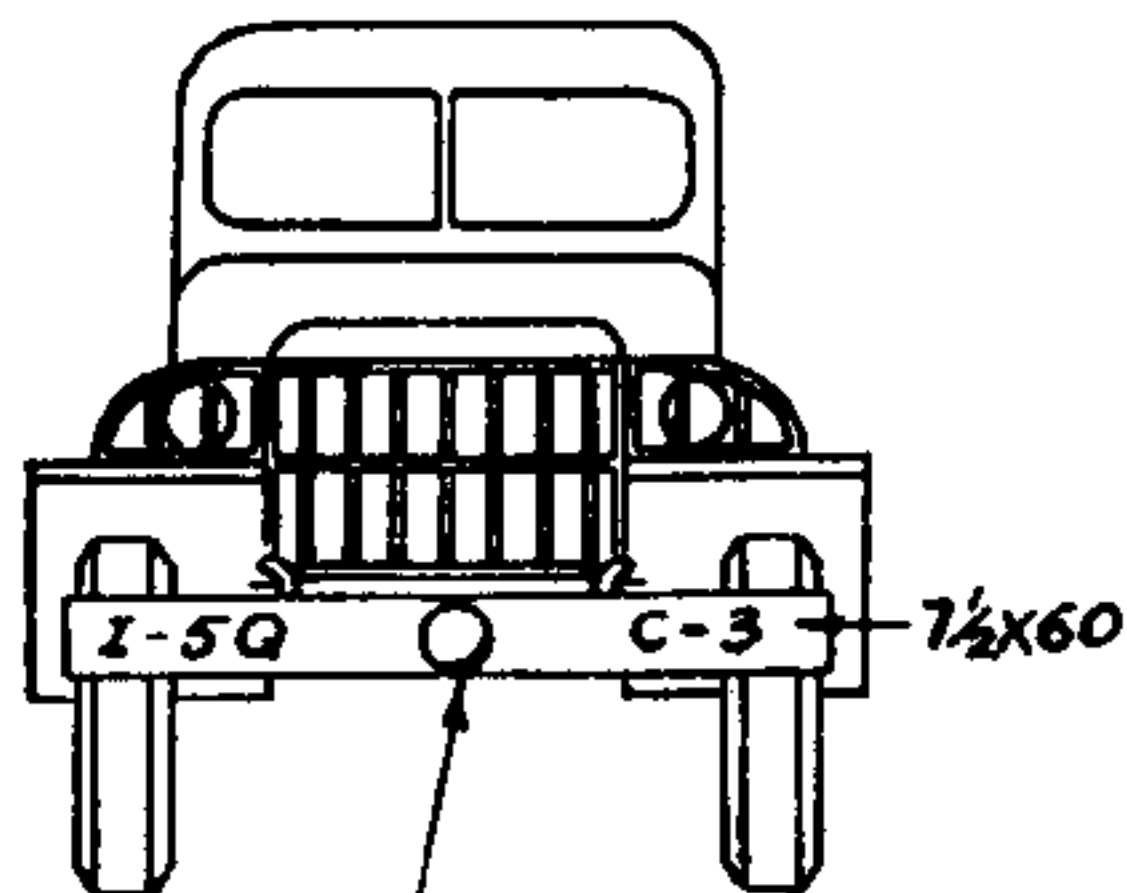
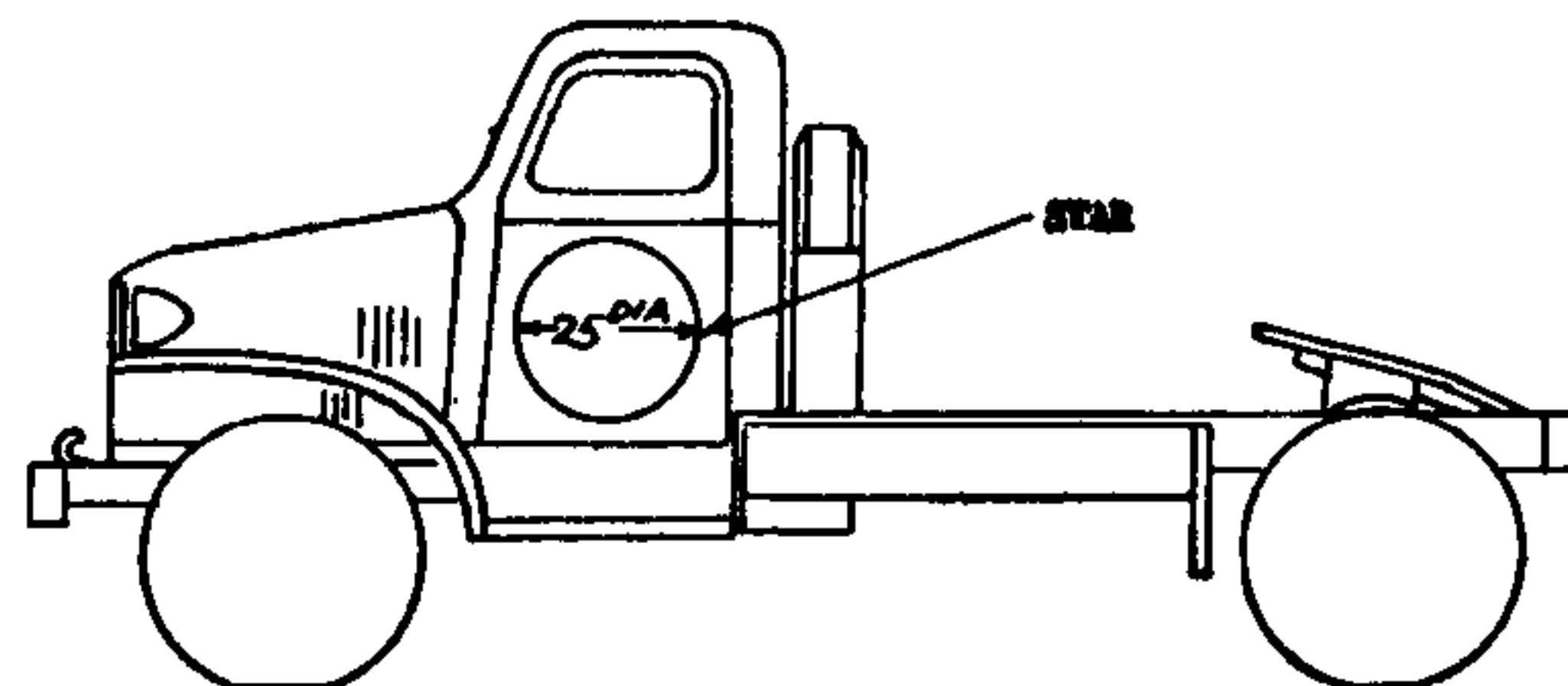
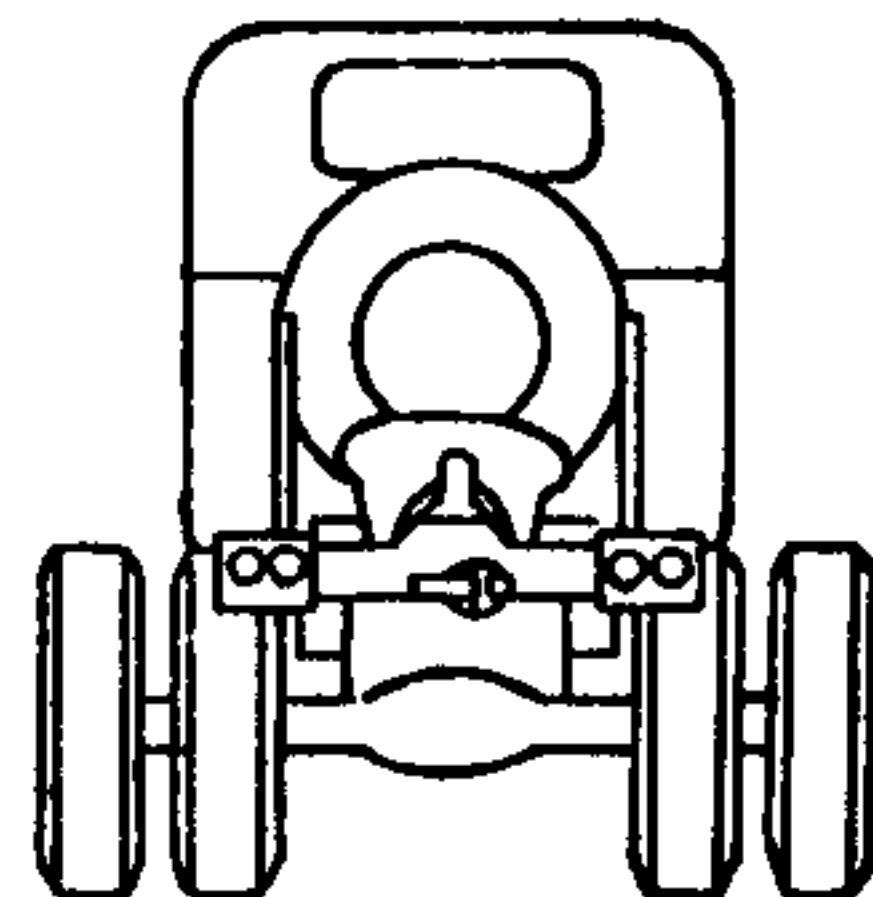
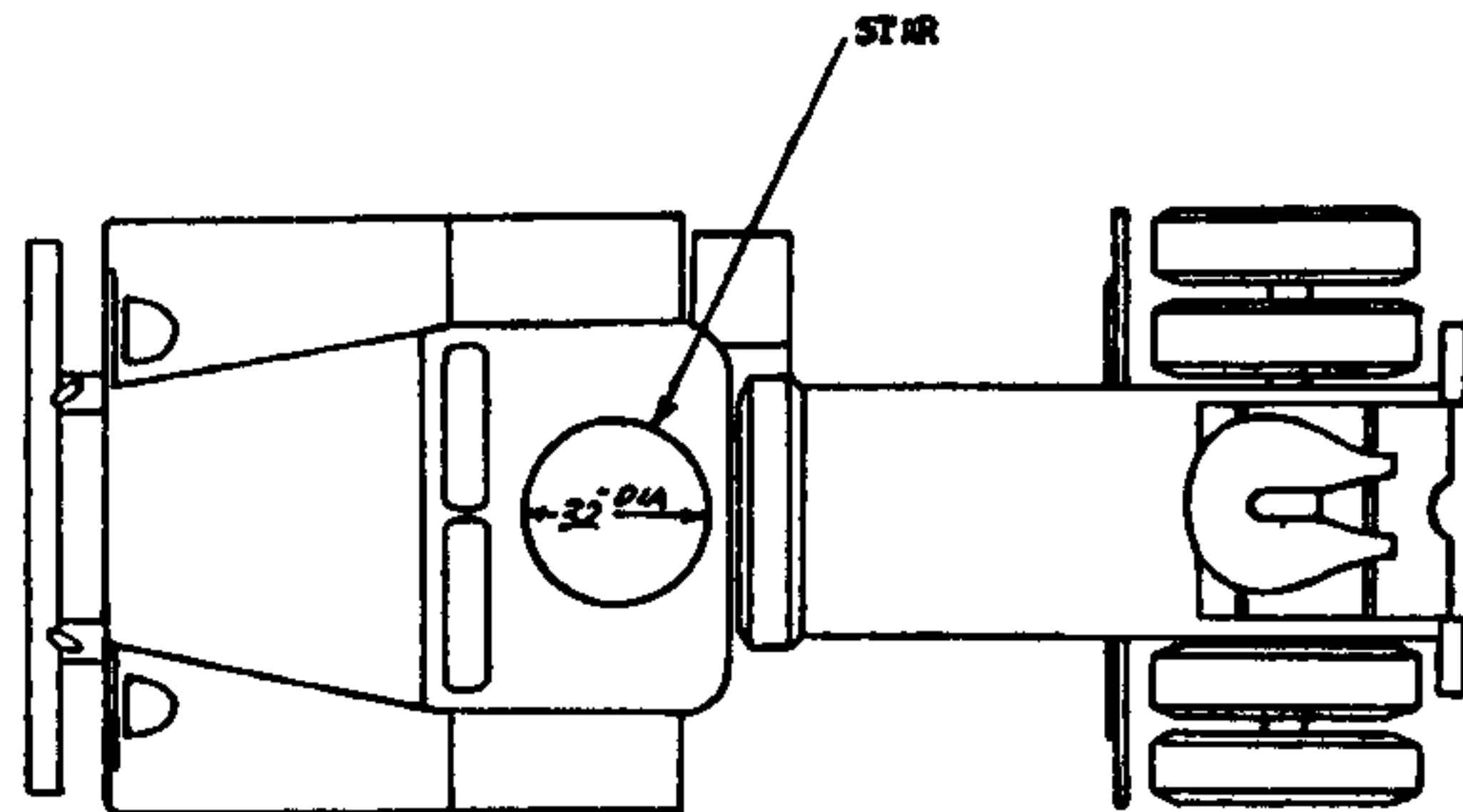


FIGURE 14.—Cargo truck, 1 1/2-ton.



Bumper space adequate for unit identity.

NOTE: Space available for 6" Star.

FIGURE 15.—Tractor truck, 1 1/2-ton, 4 by 4.

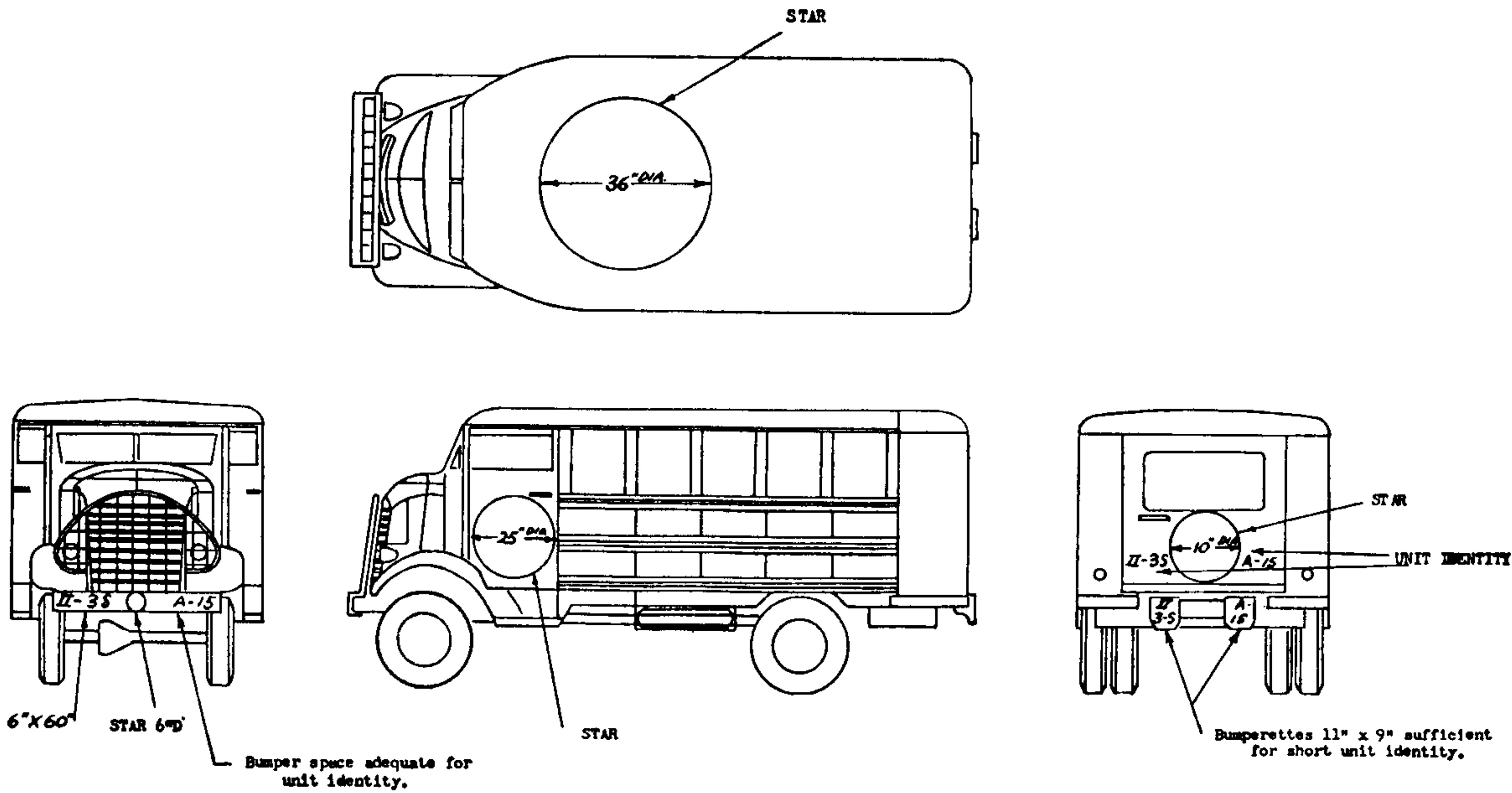


FIGURE 16.—Van body, COE, 1½ to 3-ton.

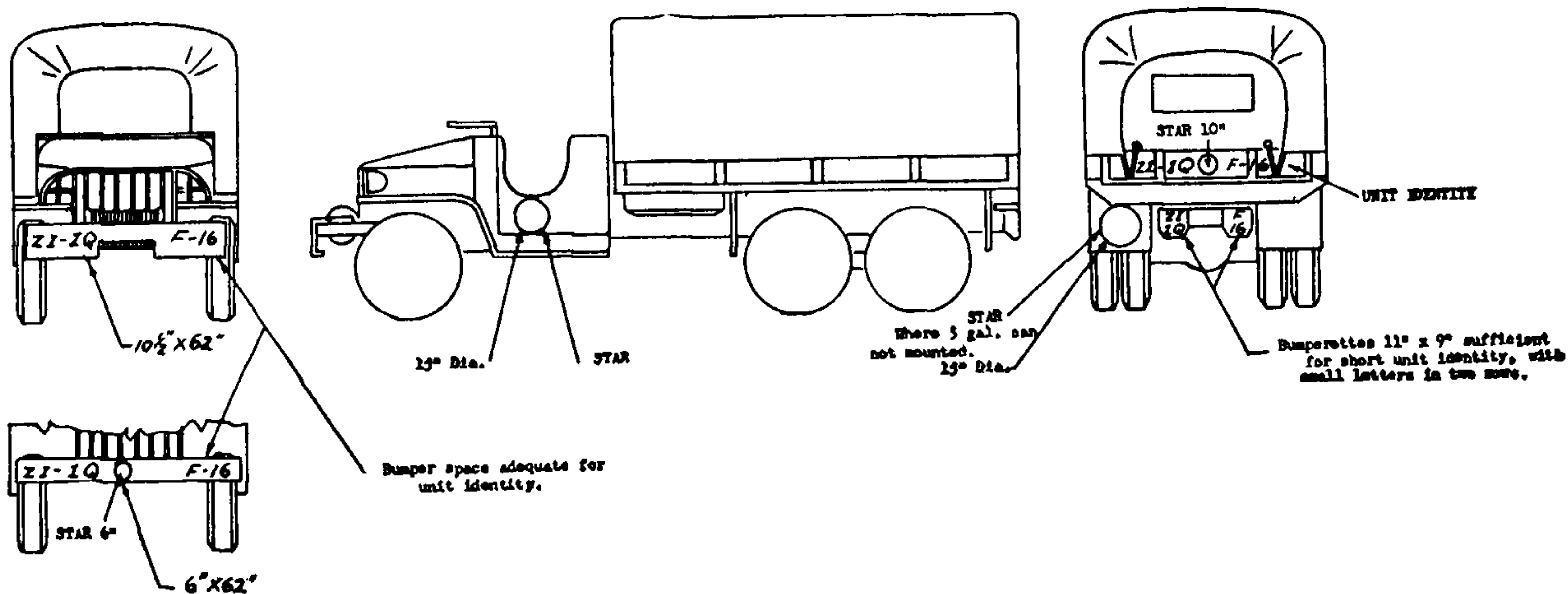
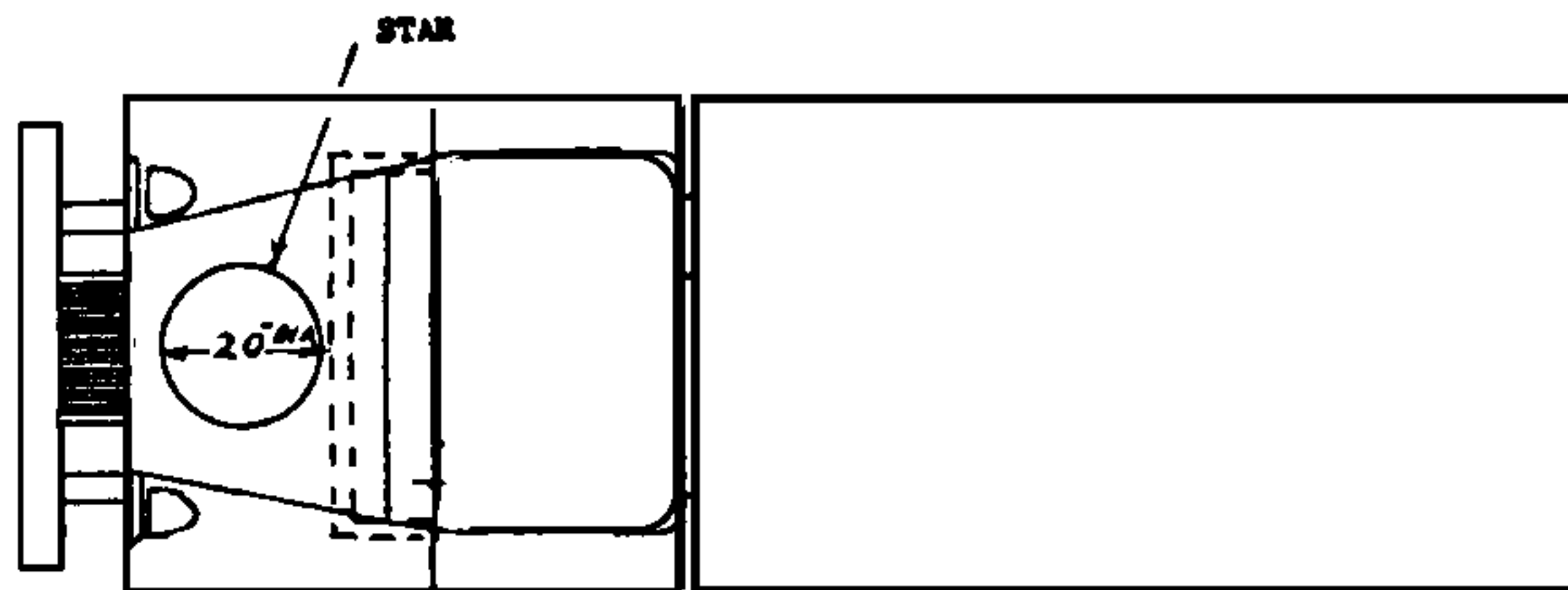


FIGURE 17.—Open cab cargo truck, 2 1/2-ton, 6 by 6.

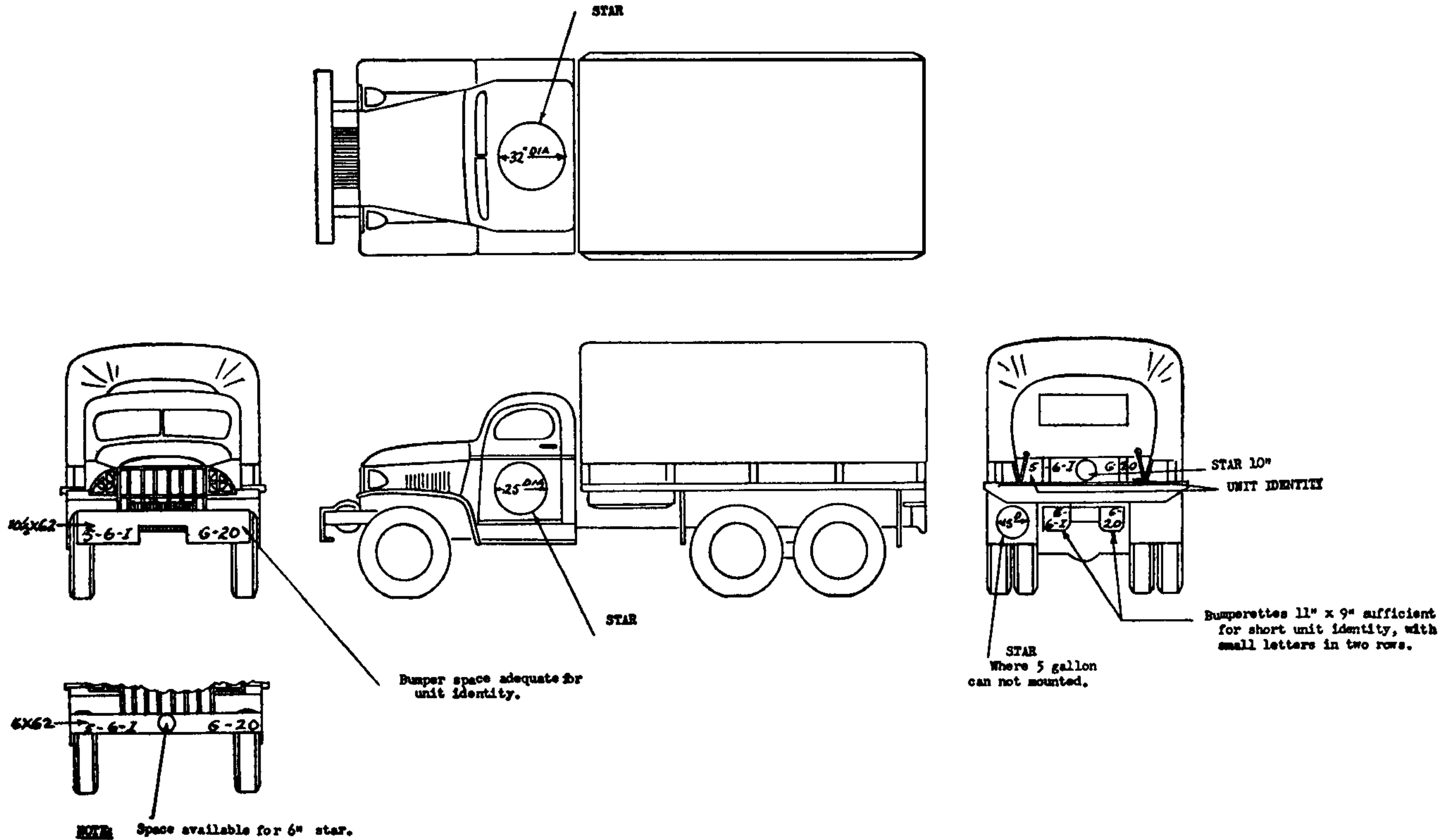


FIGURE 18.—Cargo truck, 2½-ton, 6 by 6.

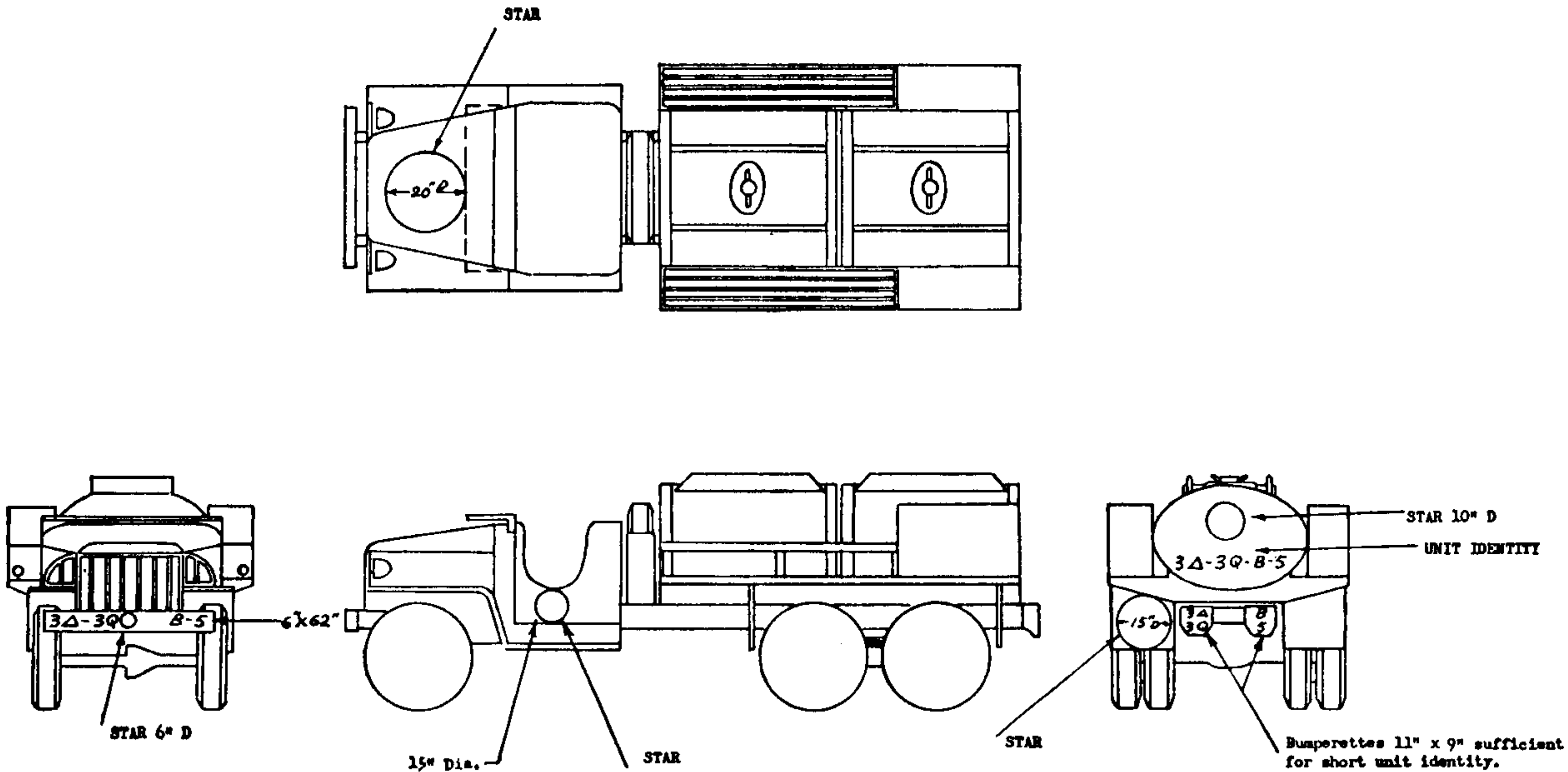


FIGURE 19.—Open cab tanker, 2½-ton.

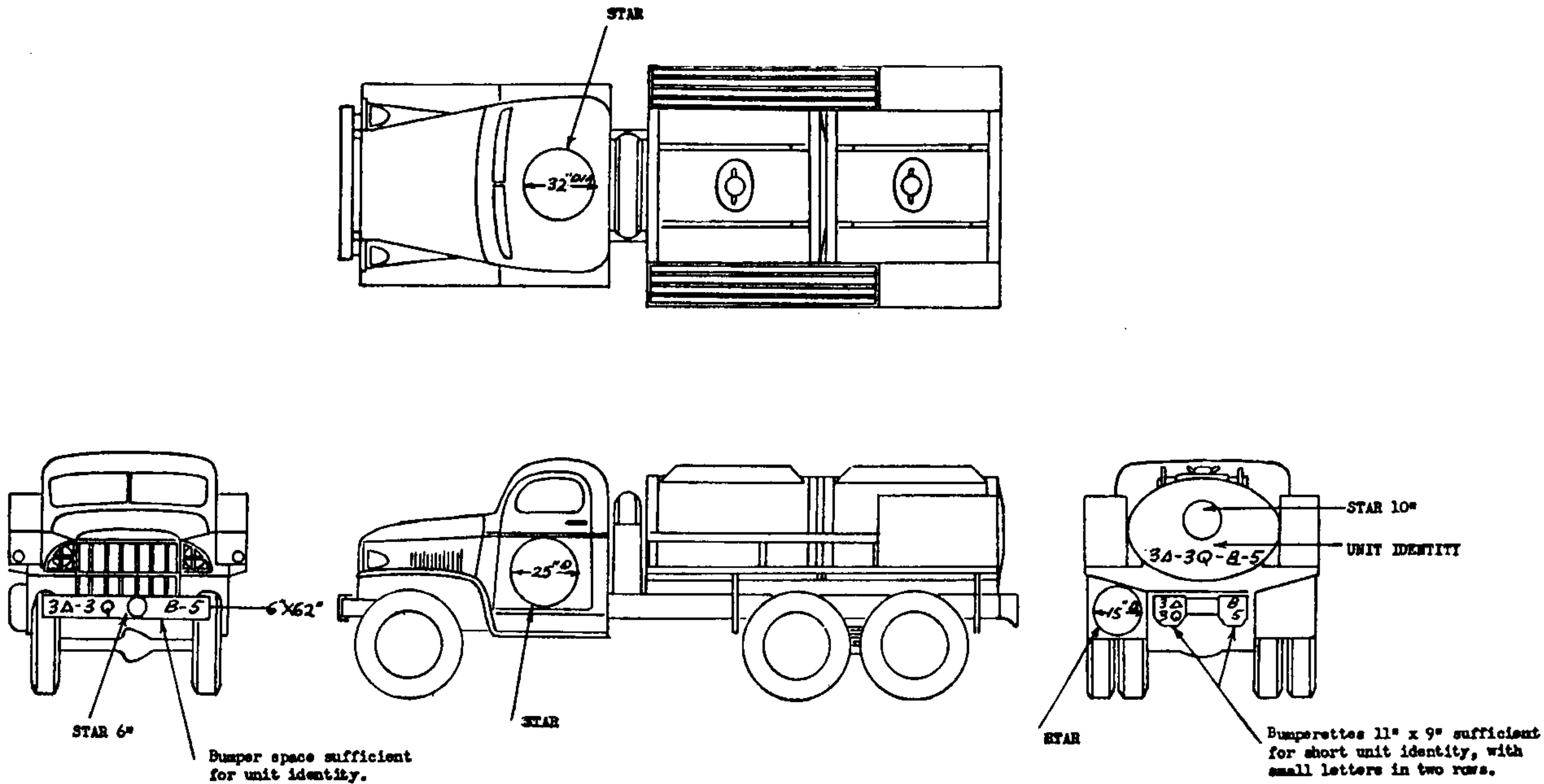
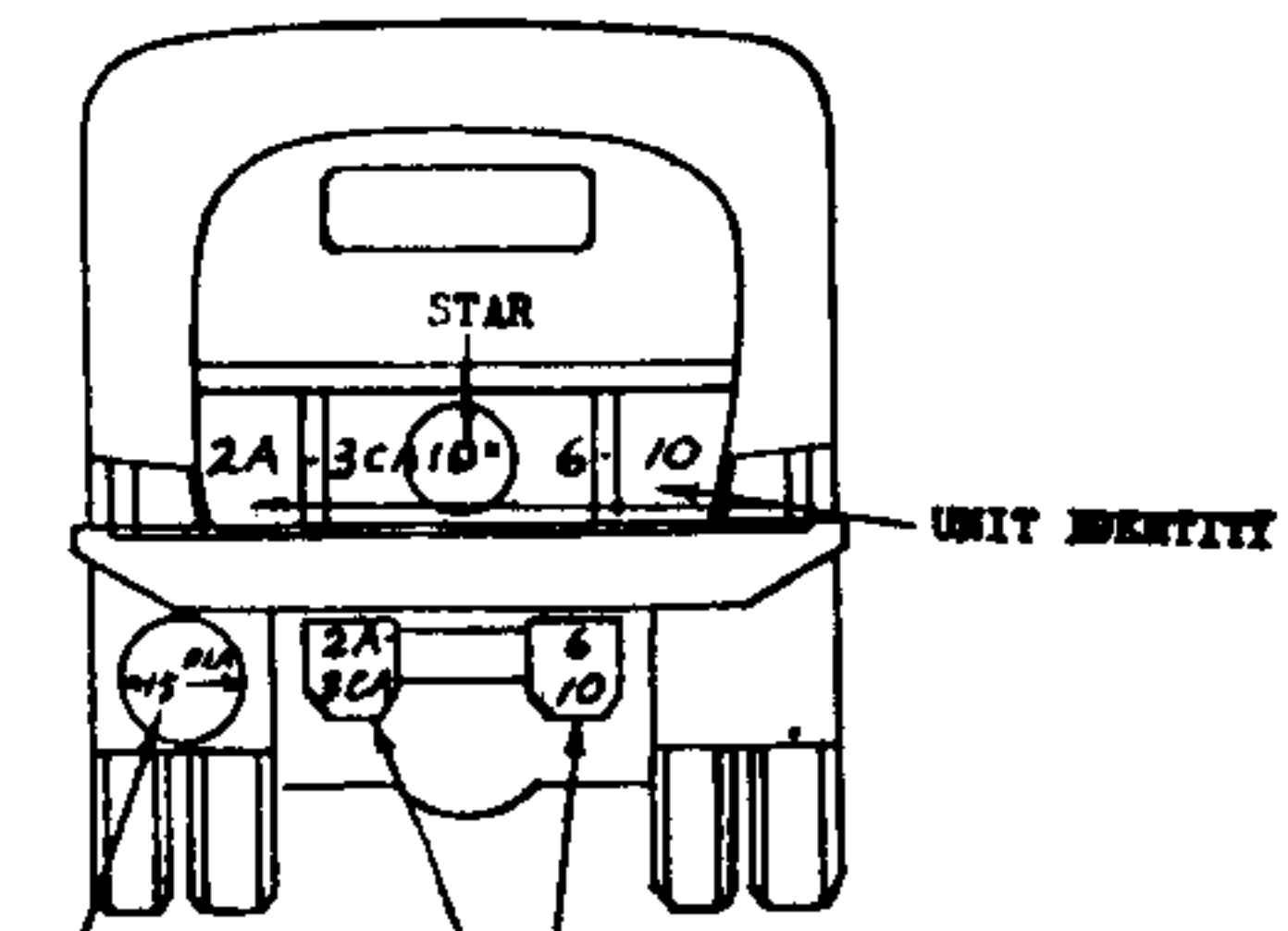
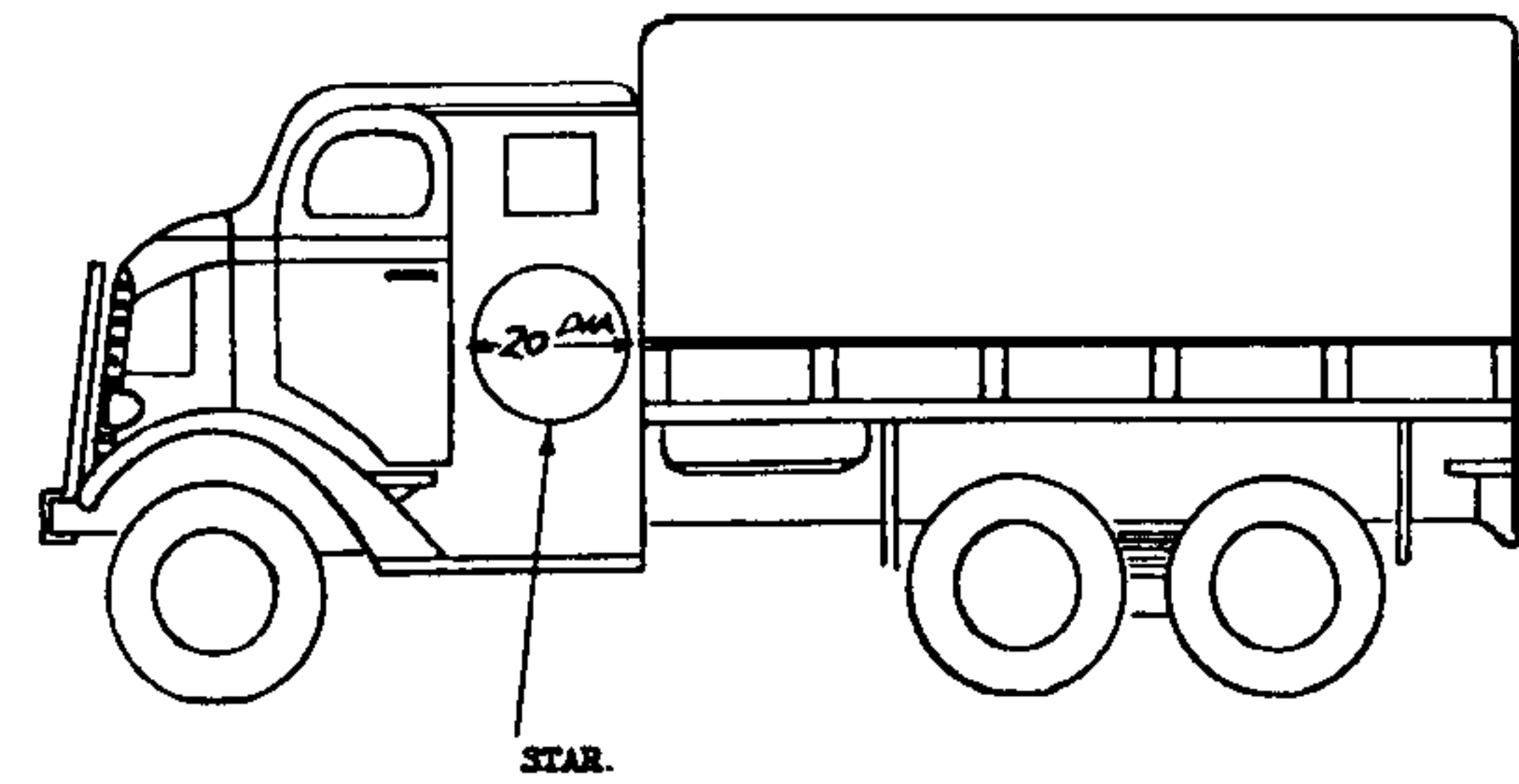
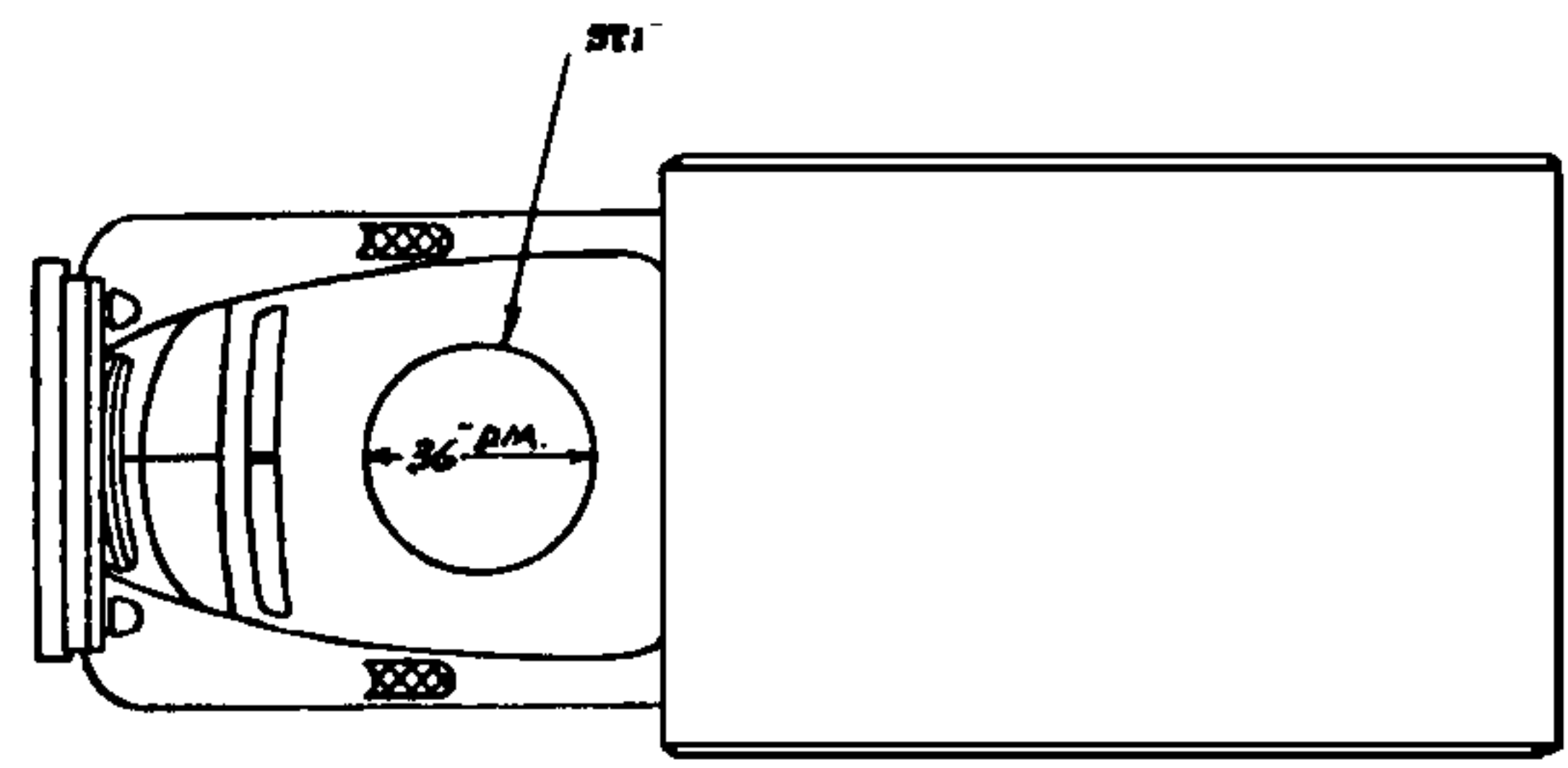
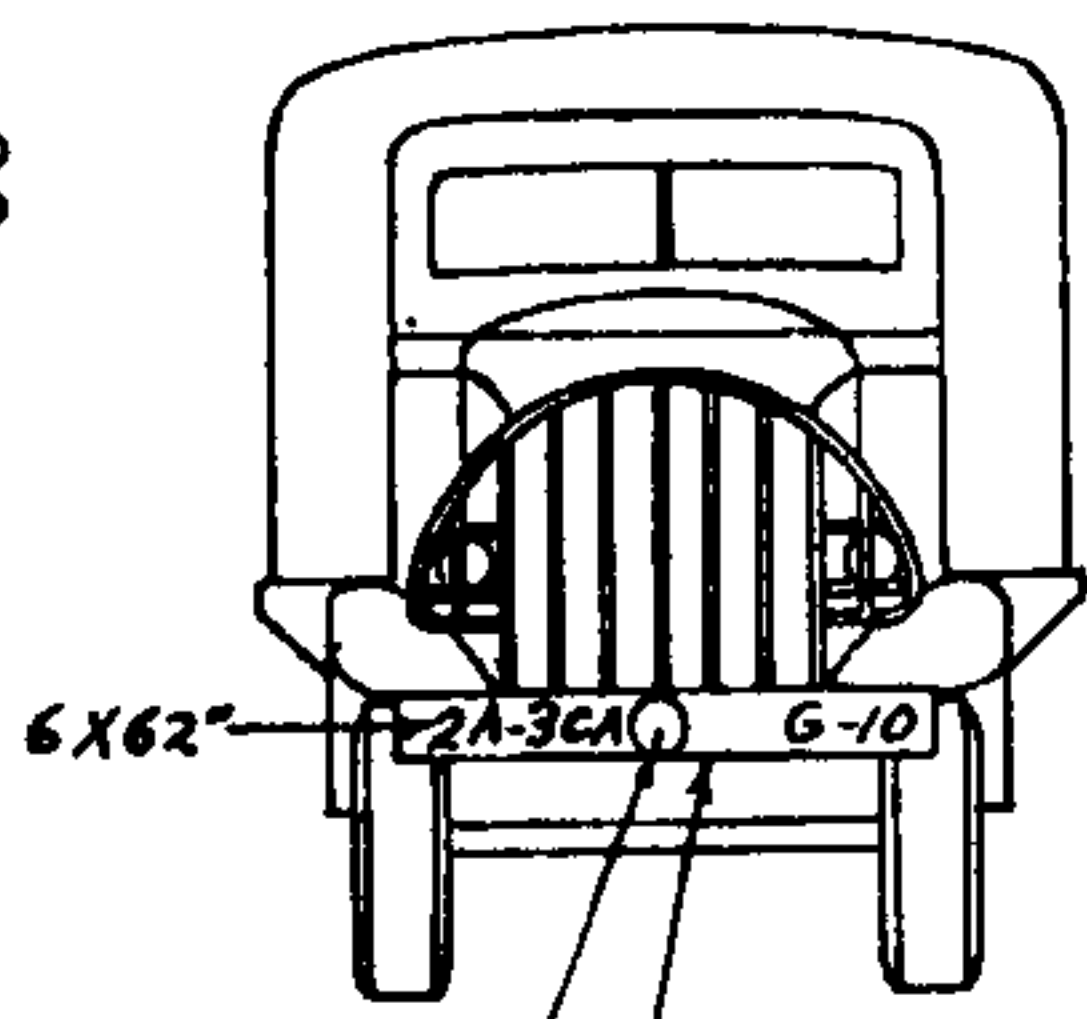


FIGURE 20.—Tanker, 2½-ton, 6 by 6.



38



STAR 6" D
Bumper space adequate for unit identity.

STAR
Then 5 gallon can not mounted.

Bumperettes 11" x 9" sufficient for short unit identity, with small letters in two rows.

FIGURE 21.—Searchlight truck, 2½-ton, 6 by 4.

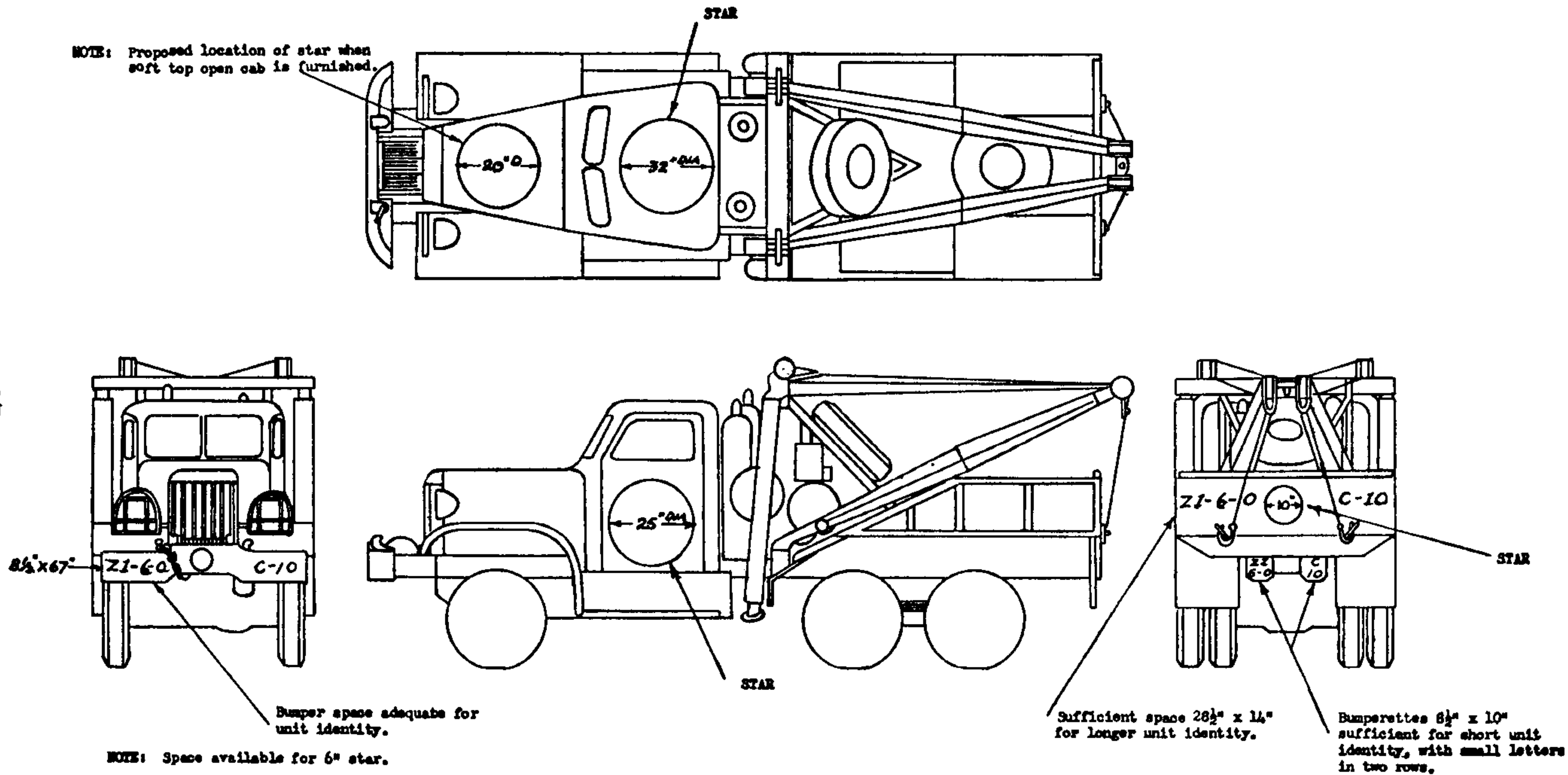
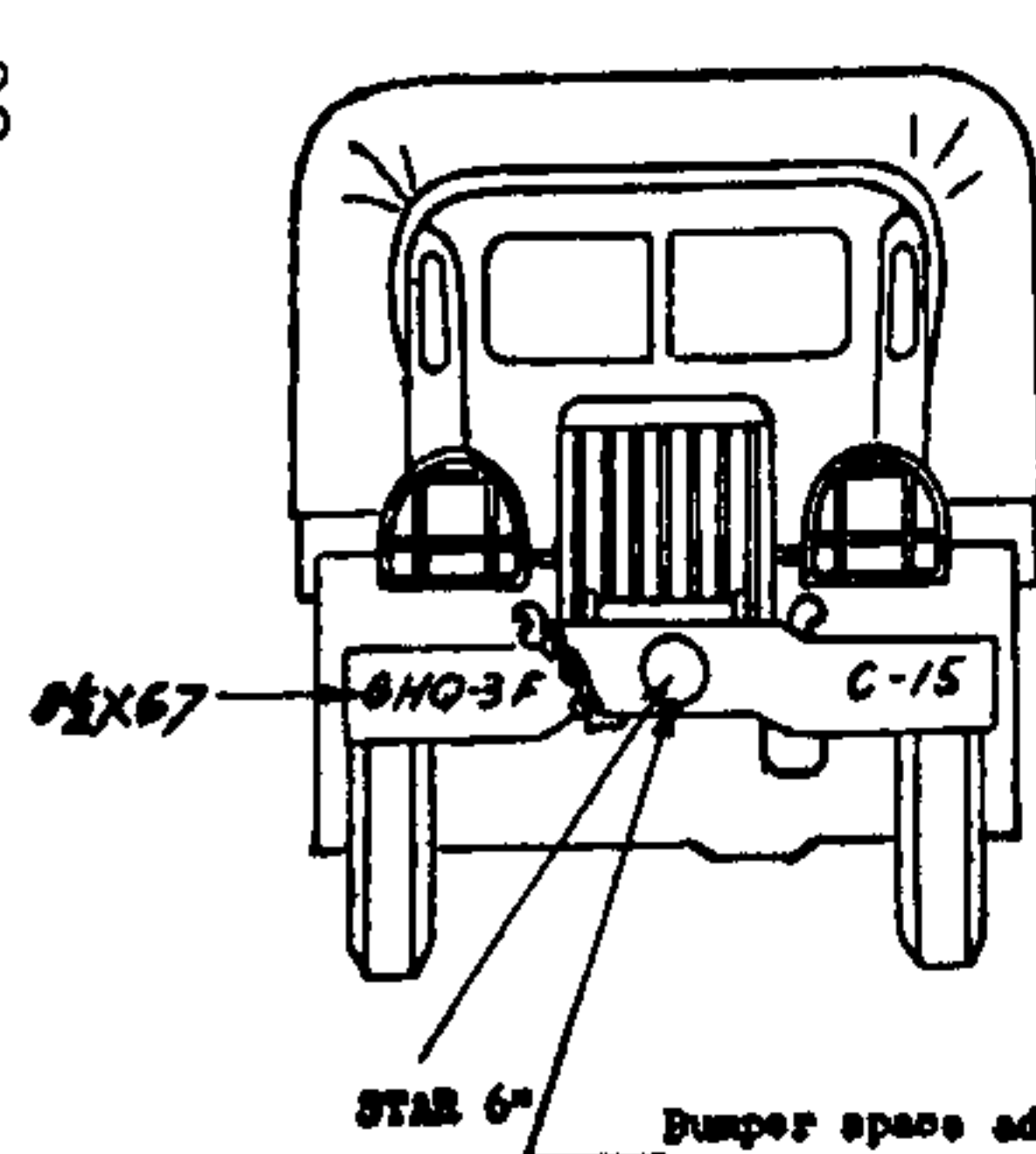
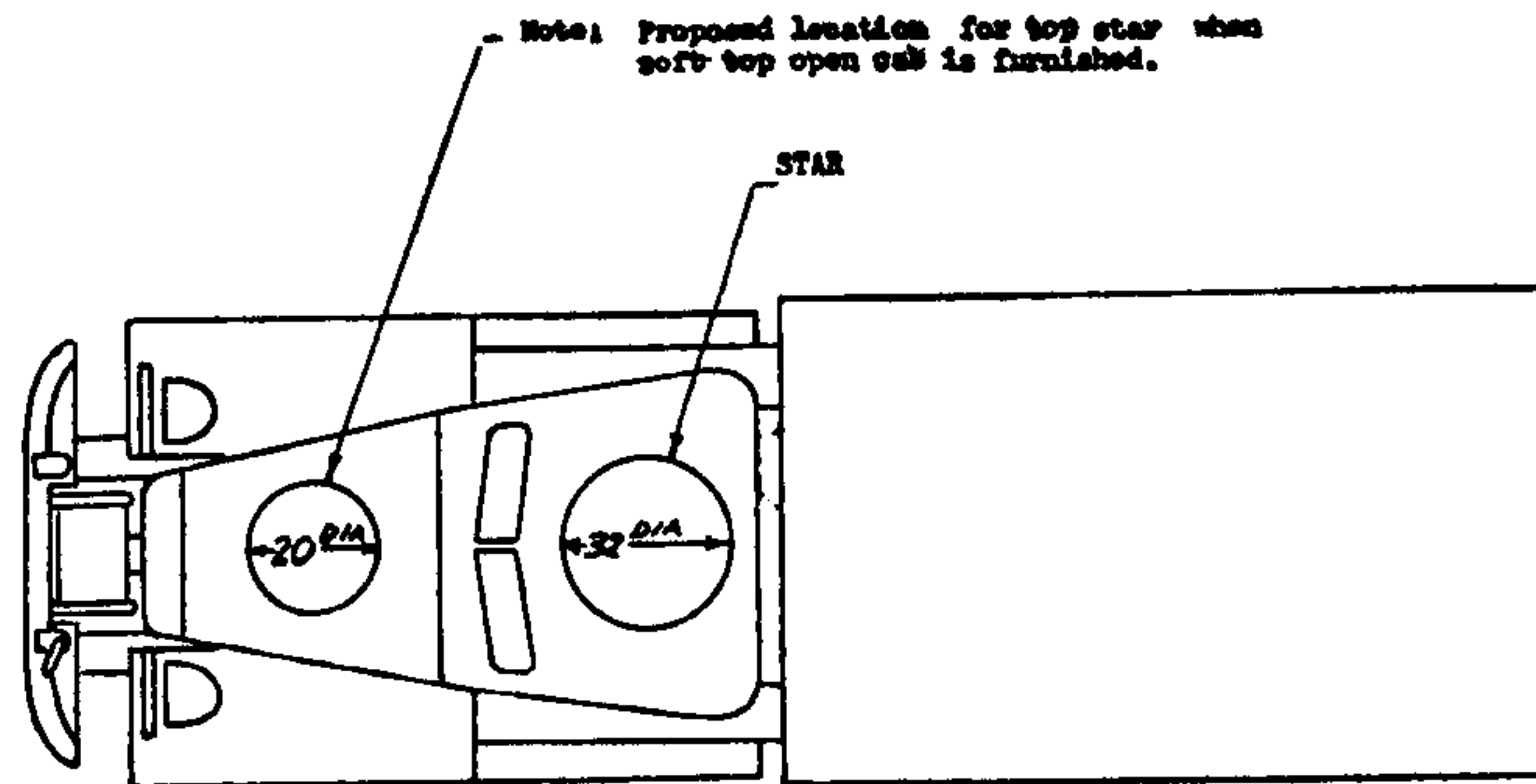


FIGURE 22.—Wrecker, 4-ton.

38



NOTE: Space available for 6" star.

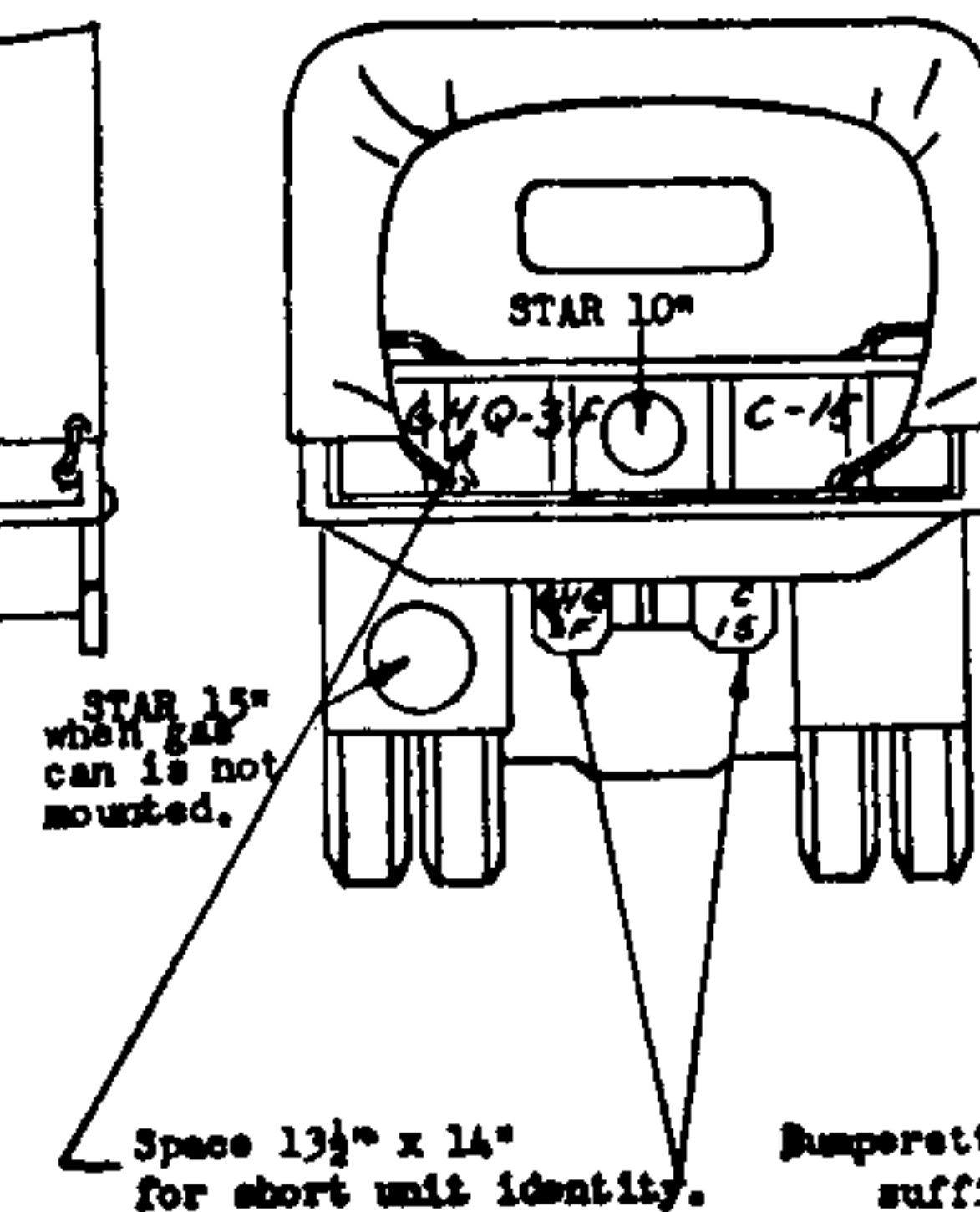
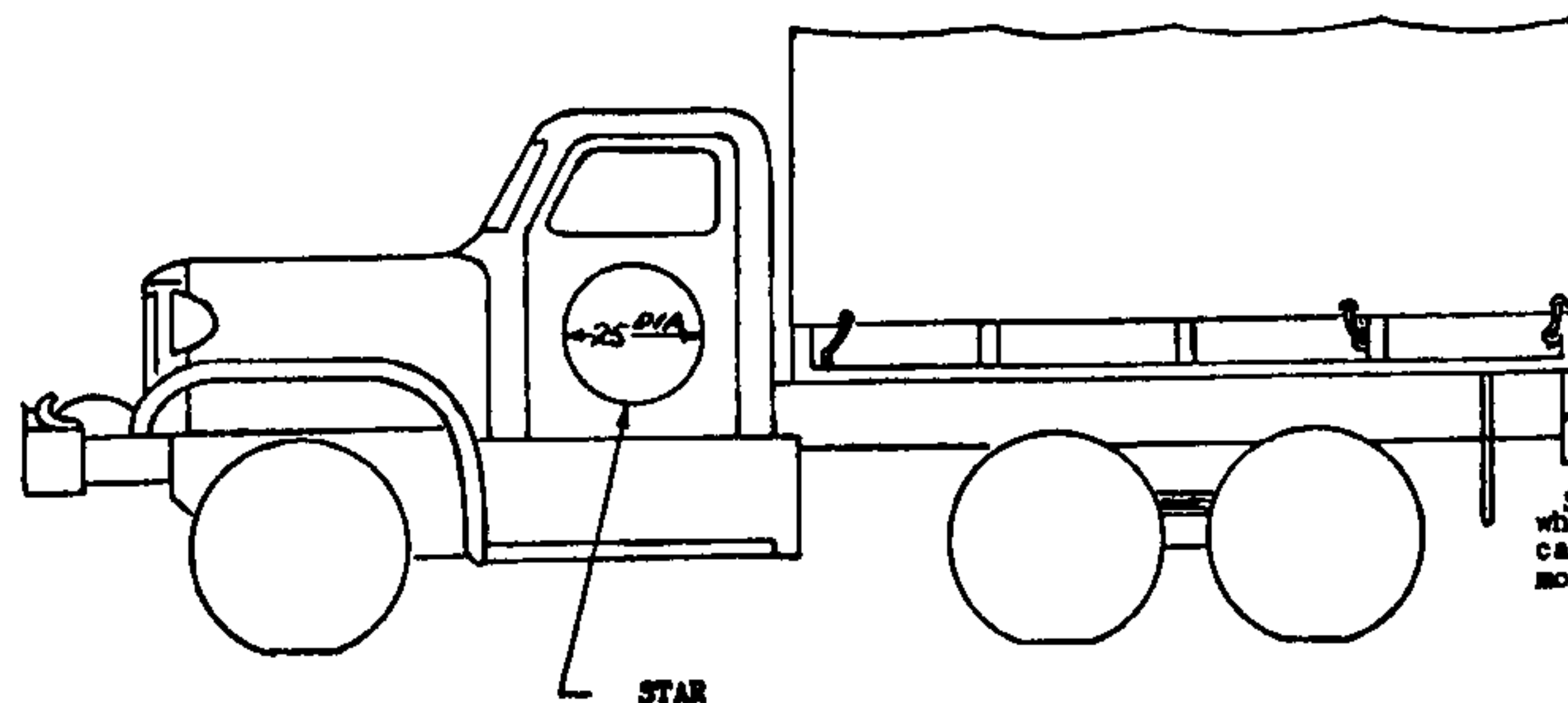


FIGURE 23.—Cargo truck, 4-ton, 6 by 6.

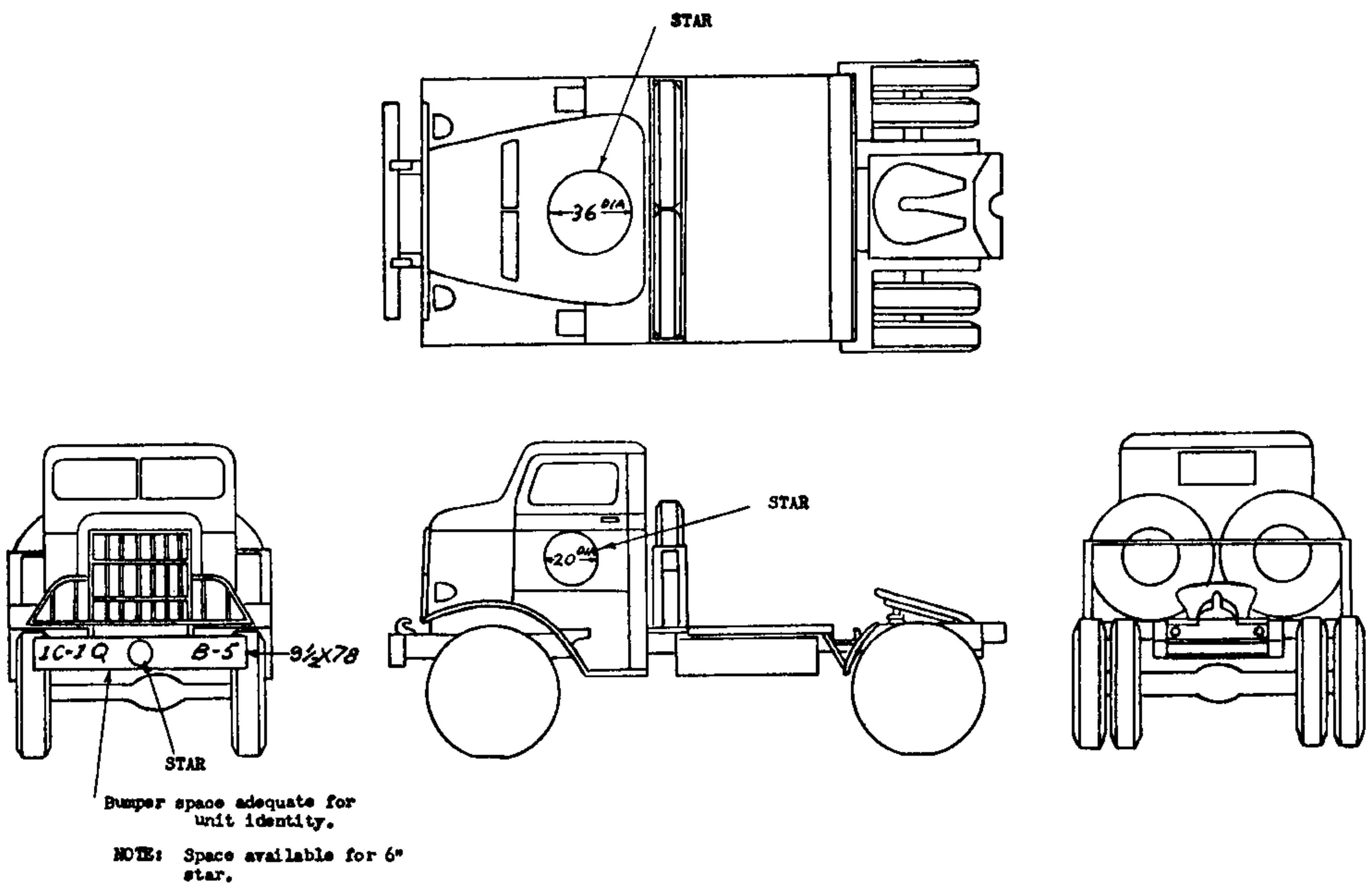

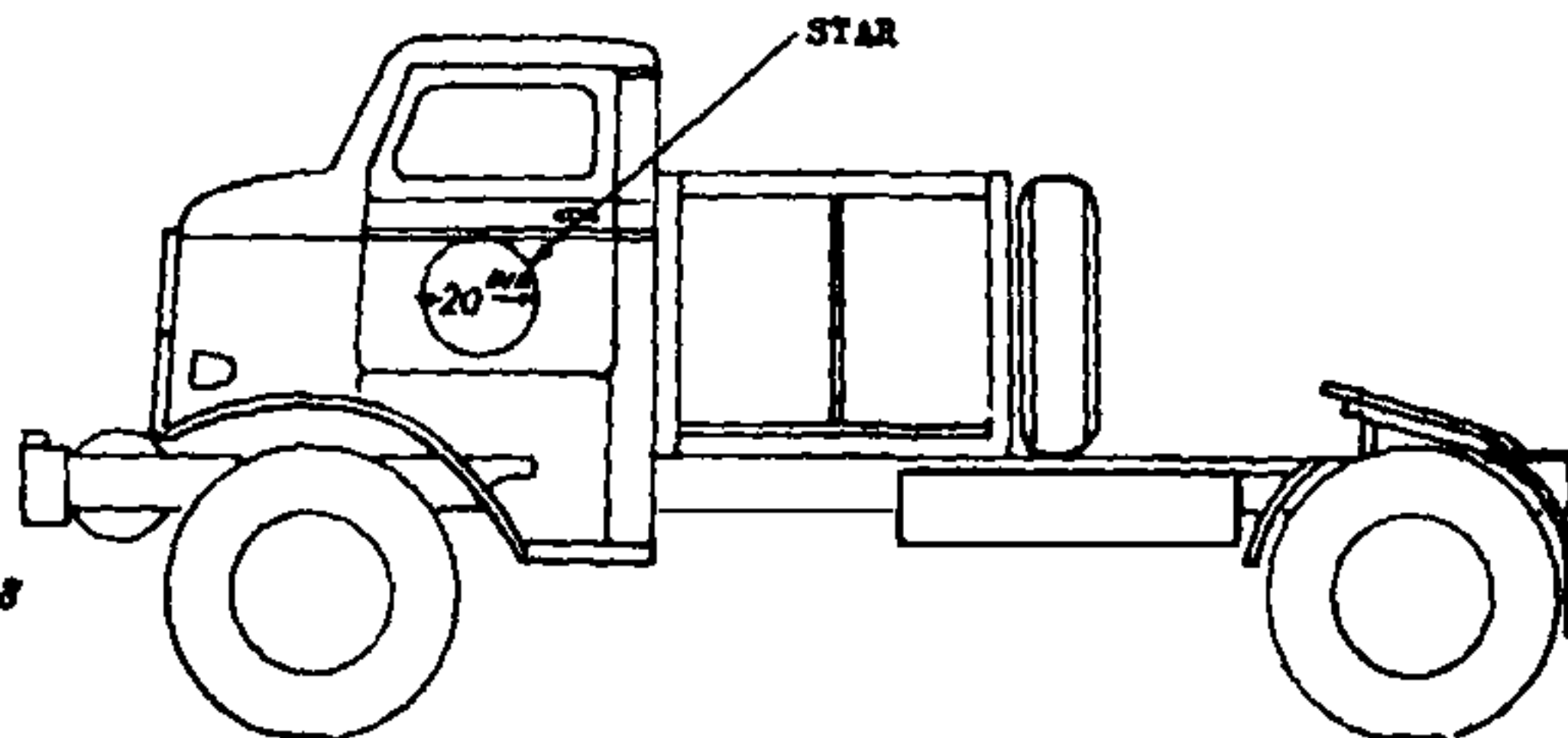
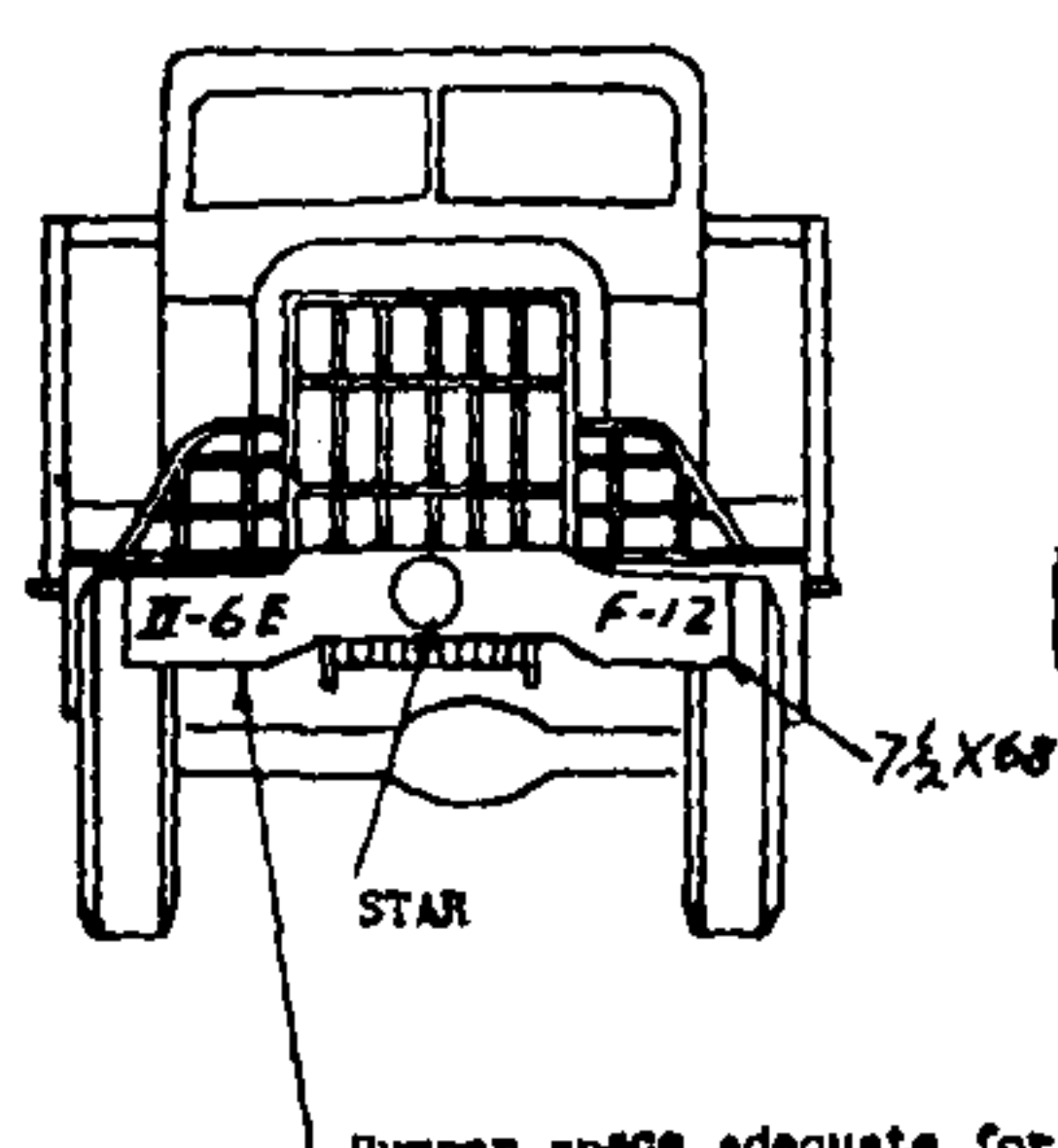
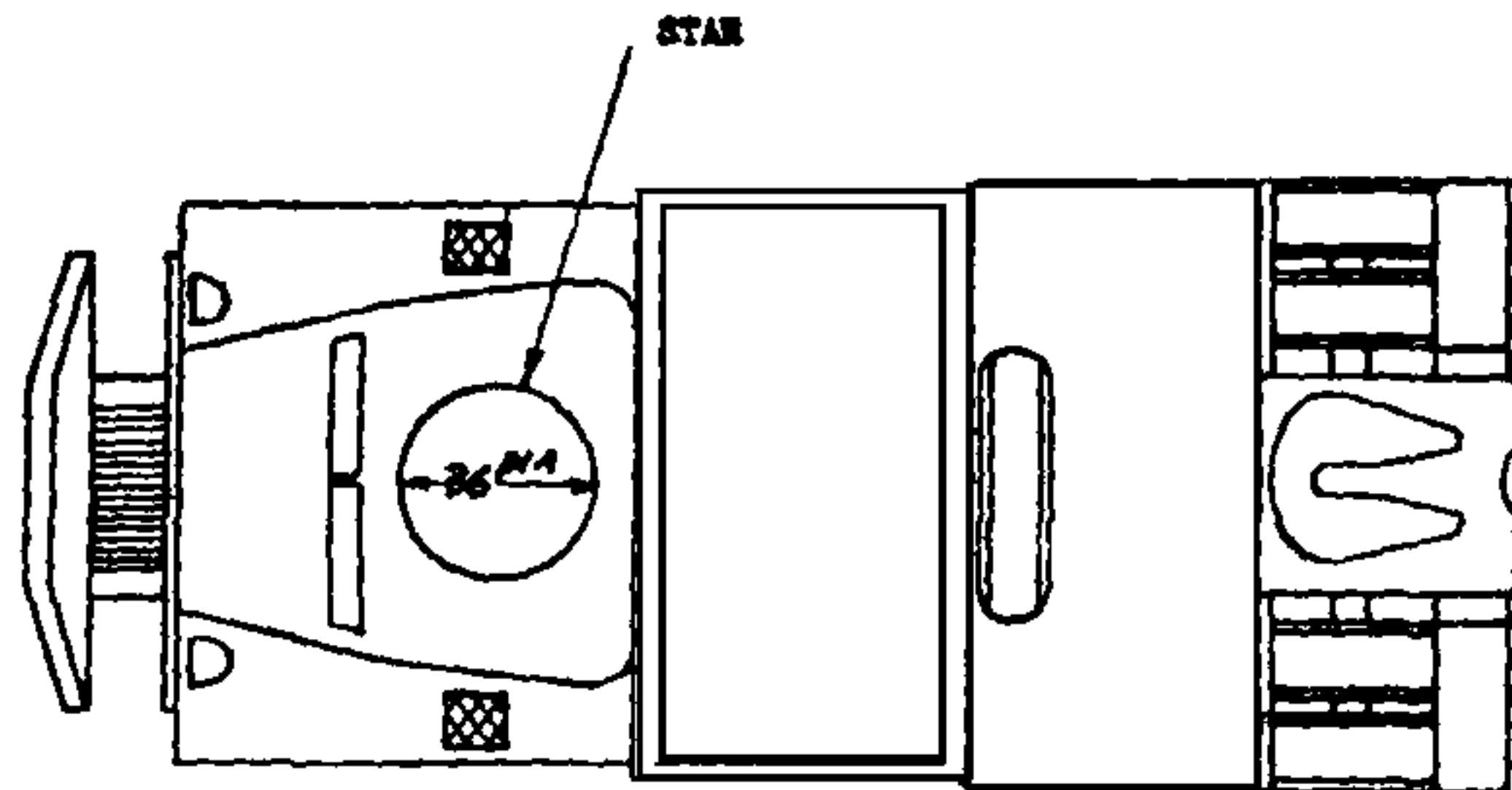


FIGURE 24.—Tractor, 4- to 5-ton, OOE.



Bumper space adequate for unit identity.

NOTE: Space available for 6" star.

FIGURE 25.—Pontoon tractor, 5- to 6-ton, COE.

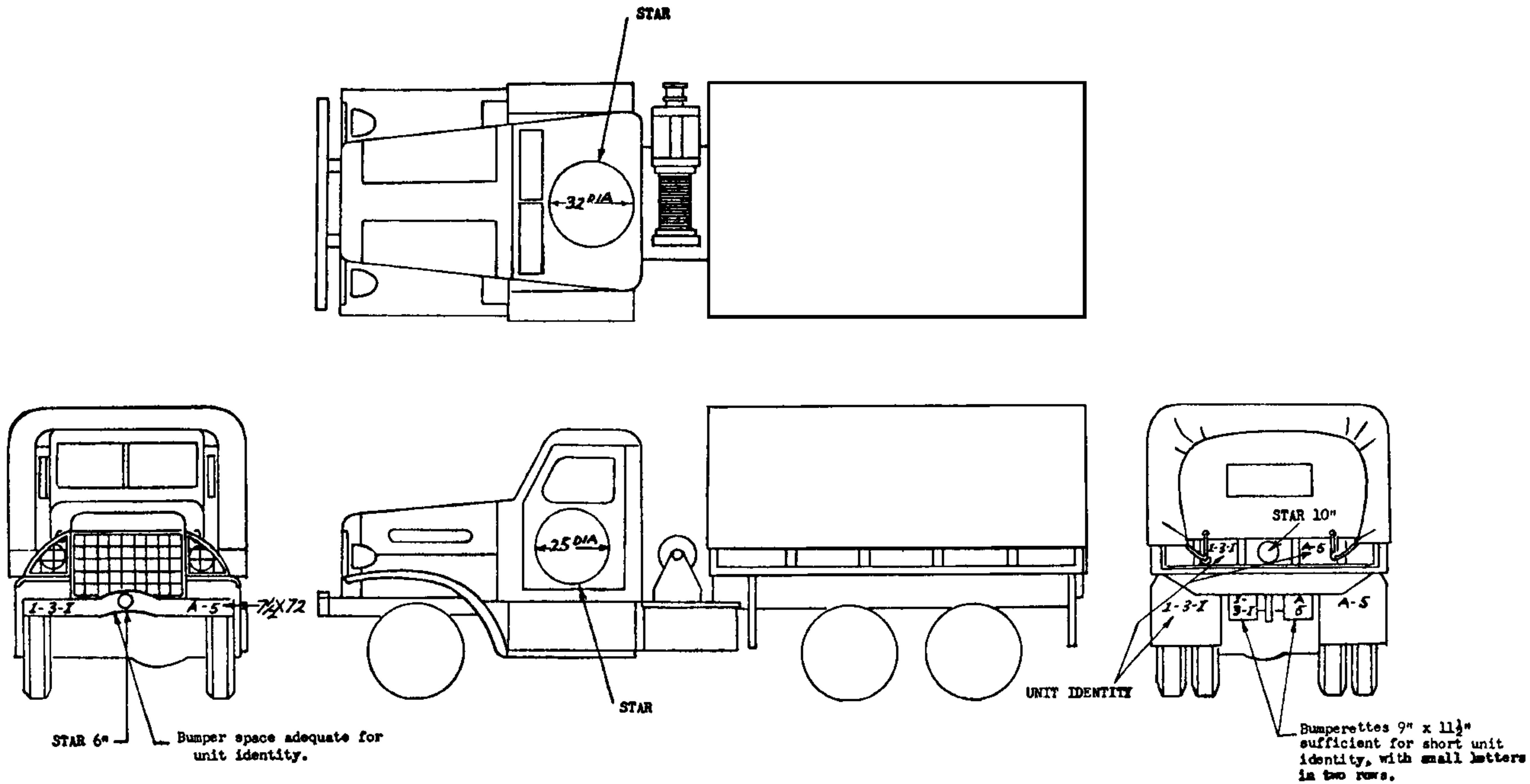


FIGURE 26.—Cargo truck, 6-ton, 6 by 6.

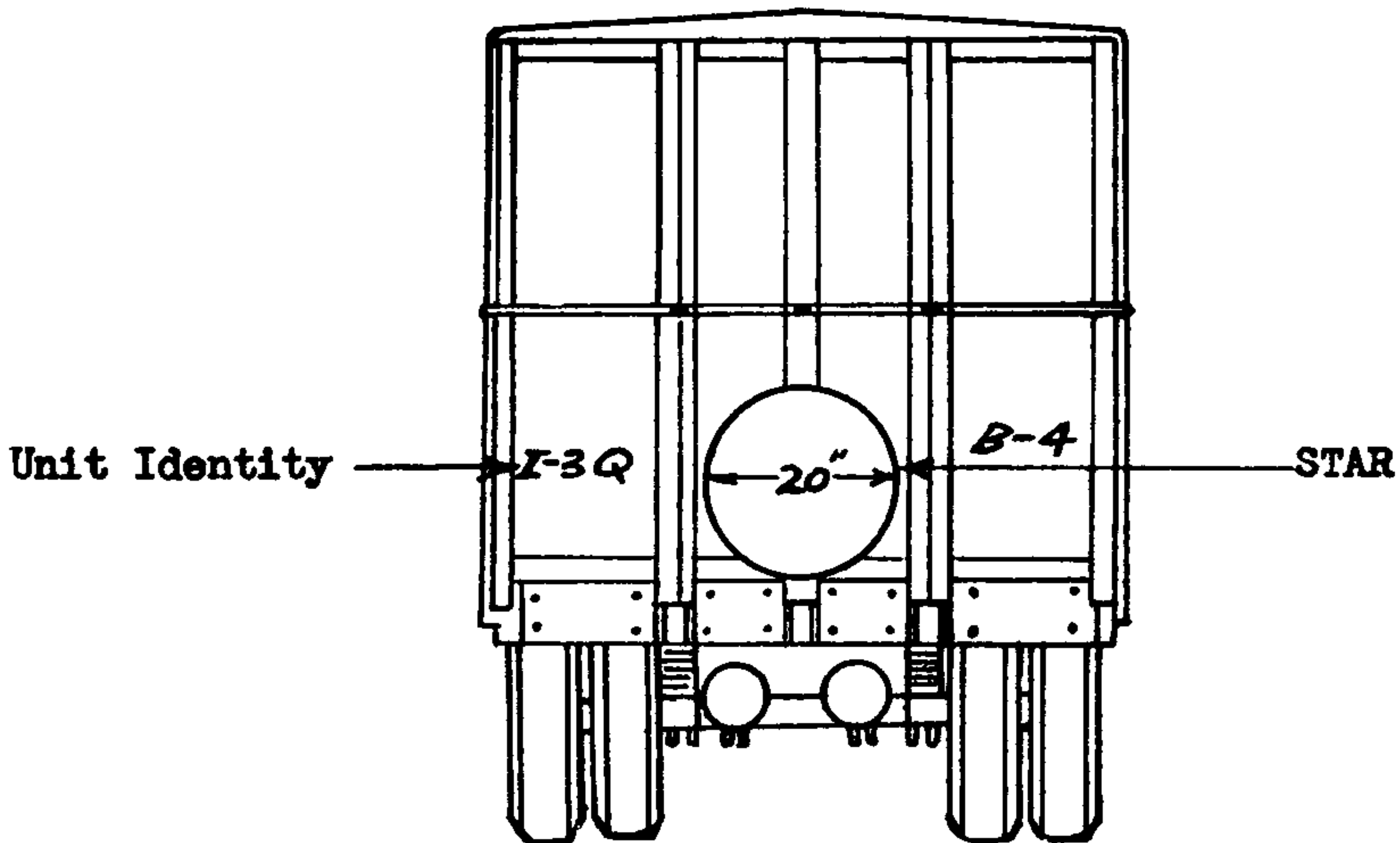
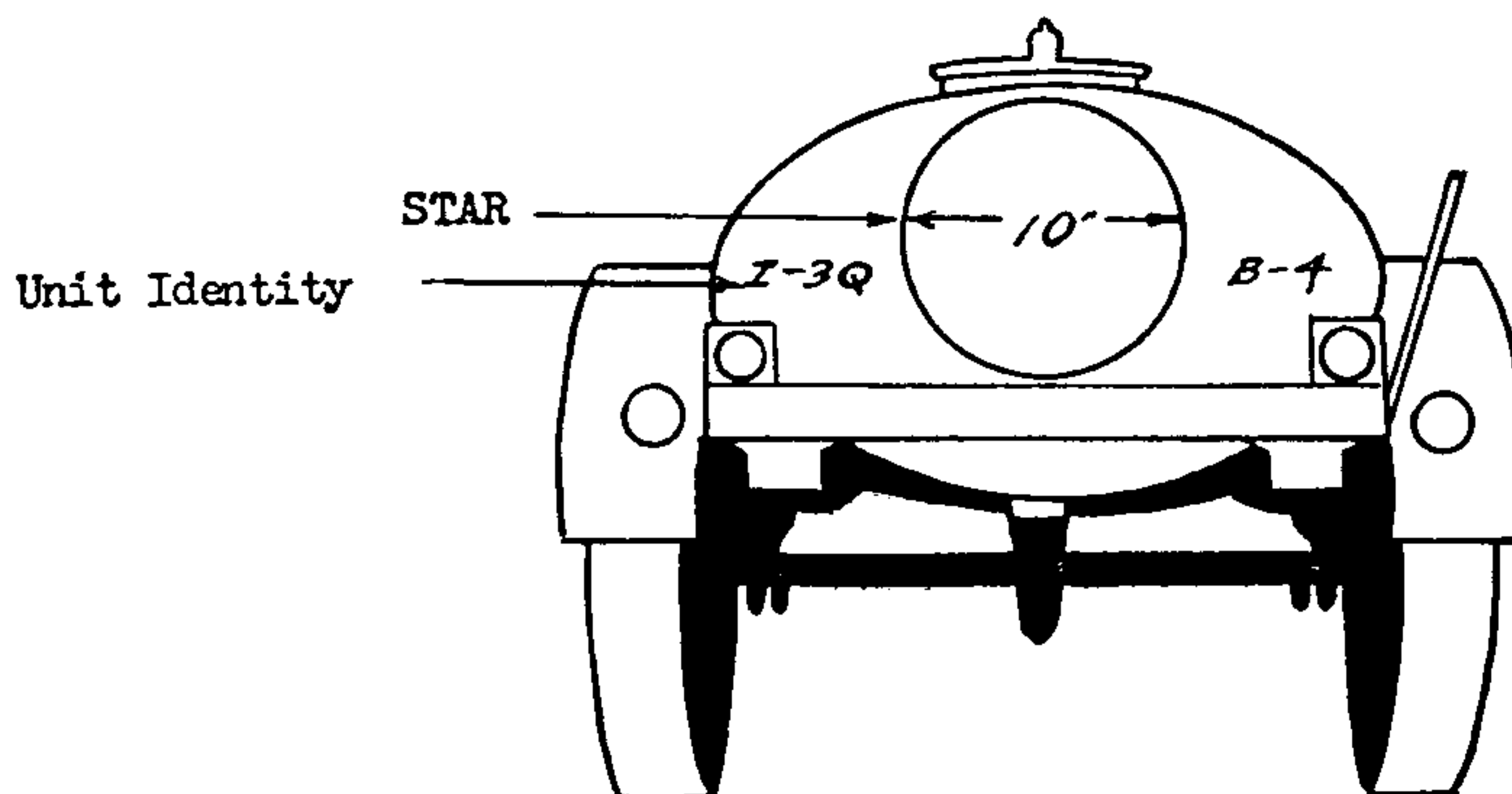
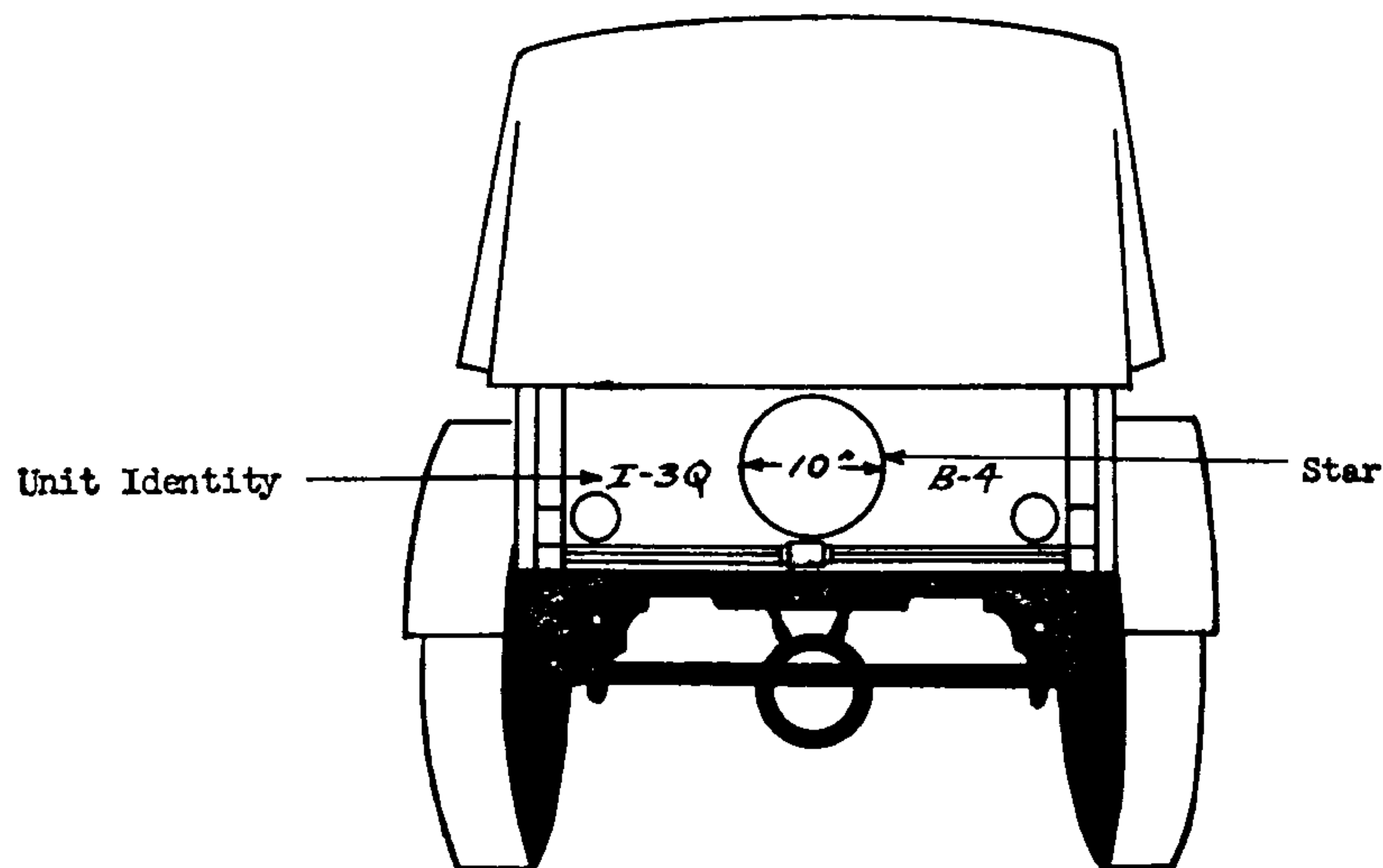


FIGURE 27.—Semitrailer, 6-T, combination animal and cargo.



① Trailer, 1-T, 2-wheel, water tank (250-gal.).



② Trailer, 1-T, 2-wheel, cargo.

FIGURE 28.

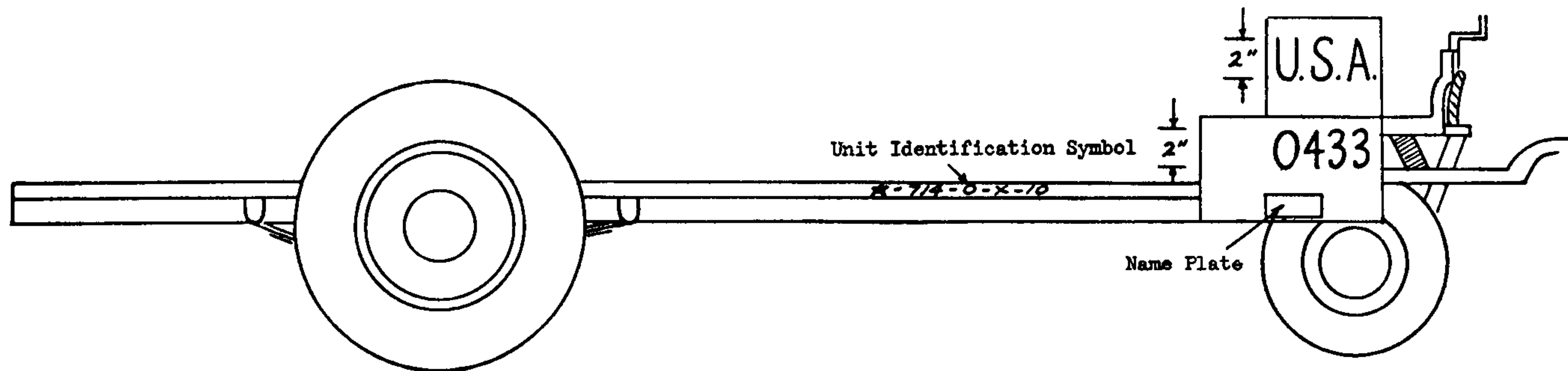


FIGURE 29.—Trailer, bomb M5.

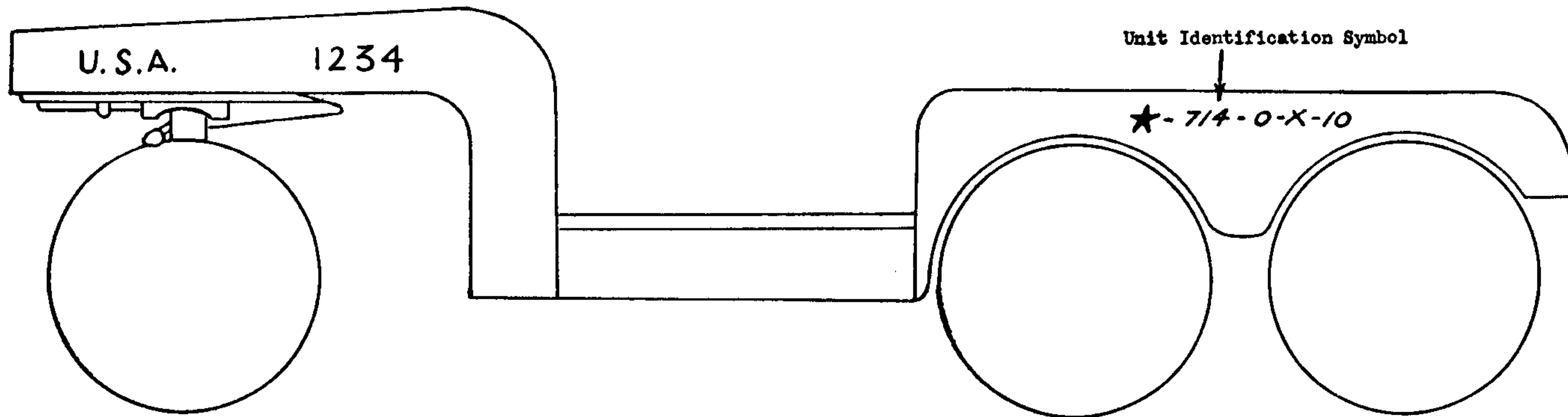


FIGURE 30.—Trailer tractor crane, T-28.

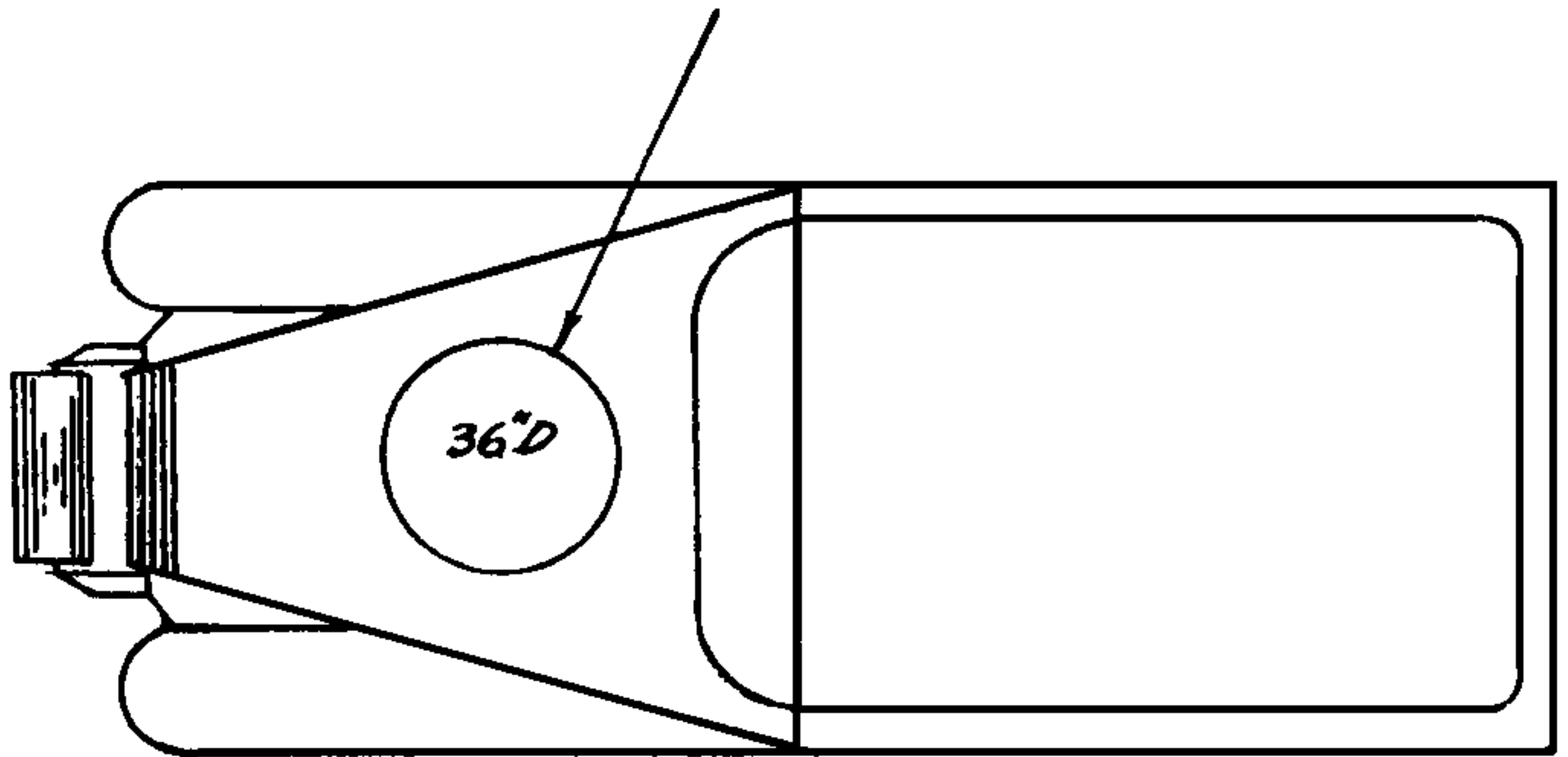
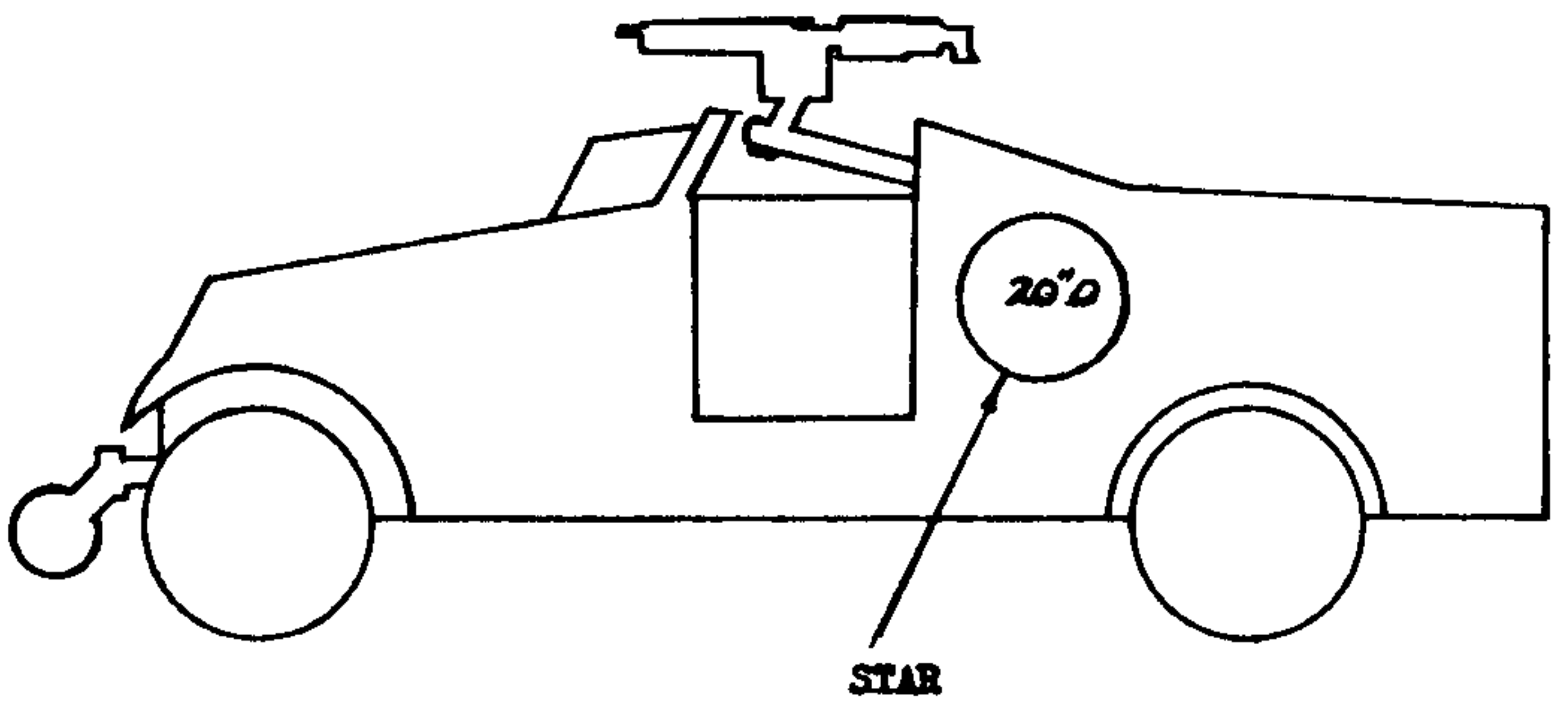
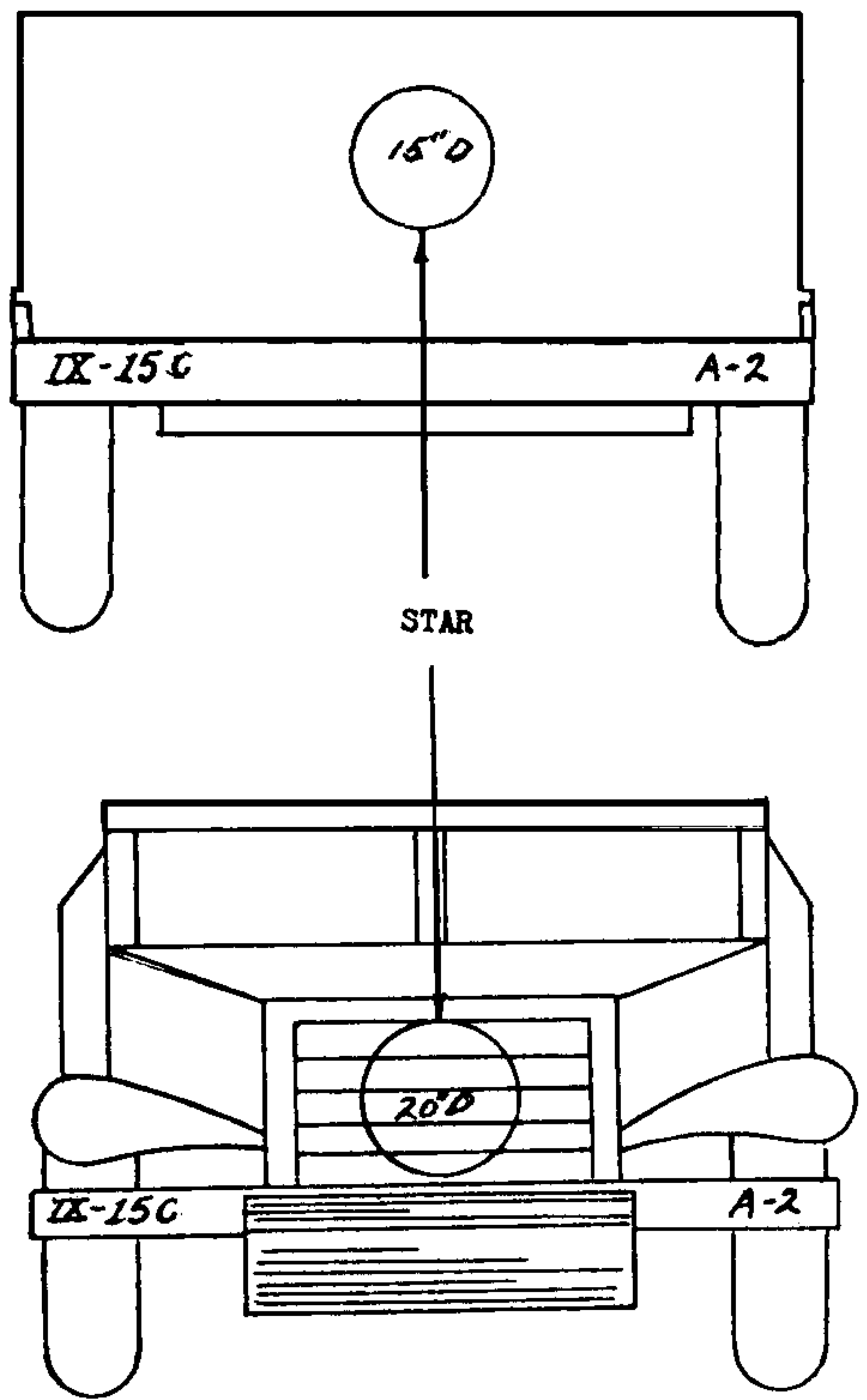
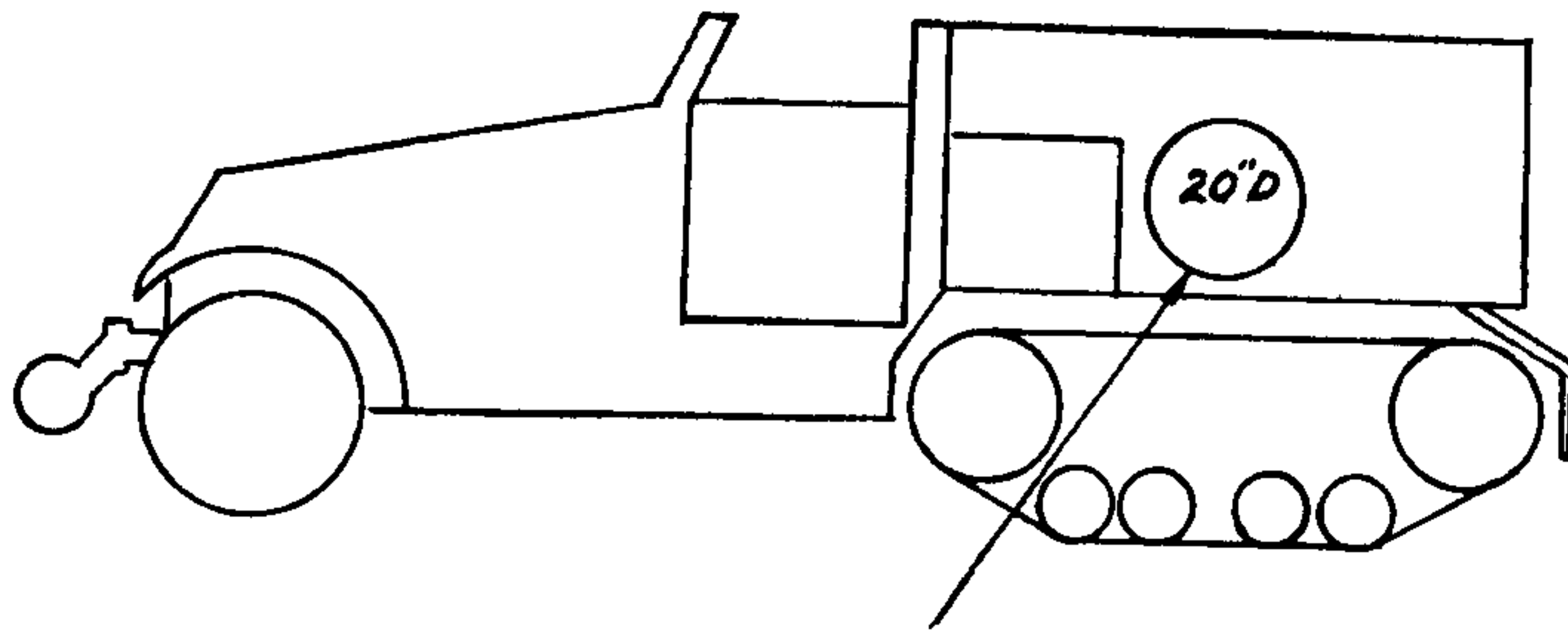
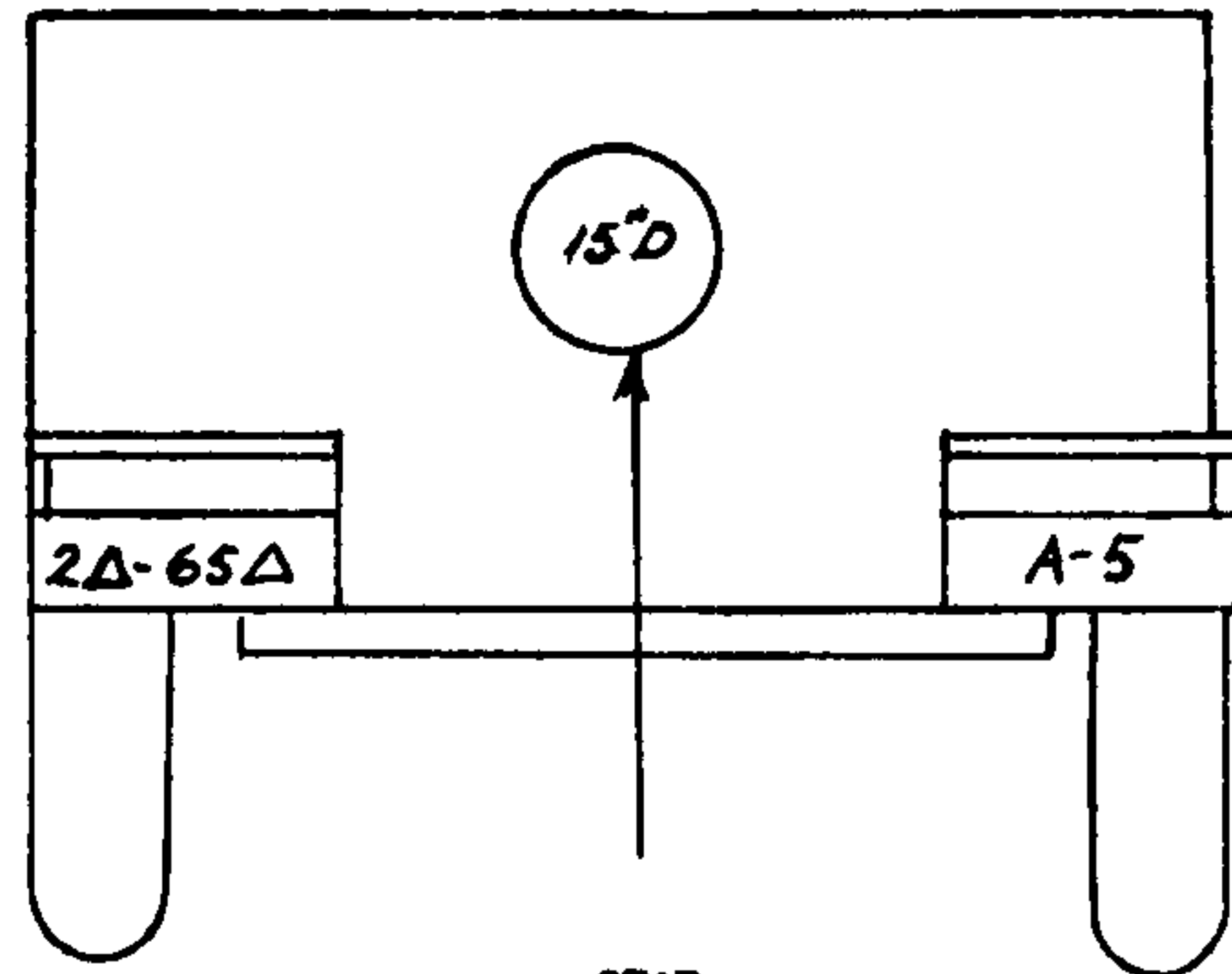
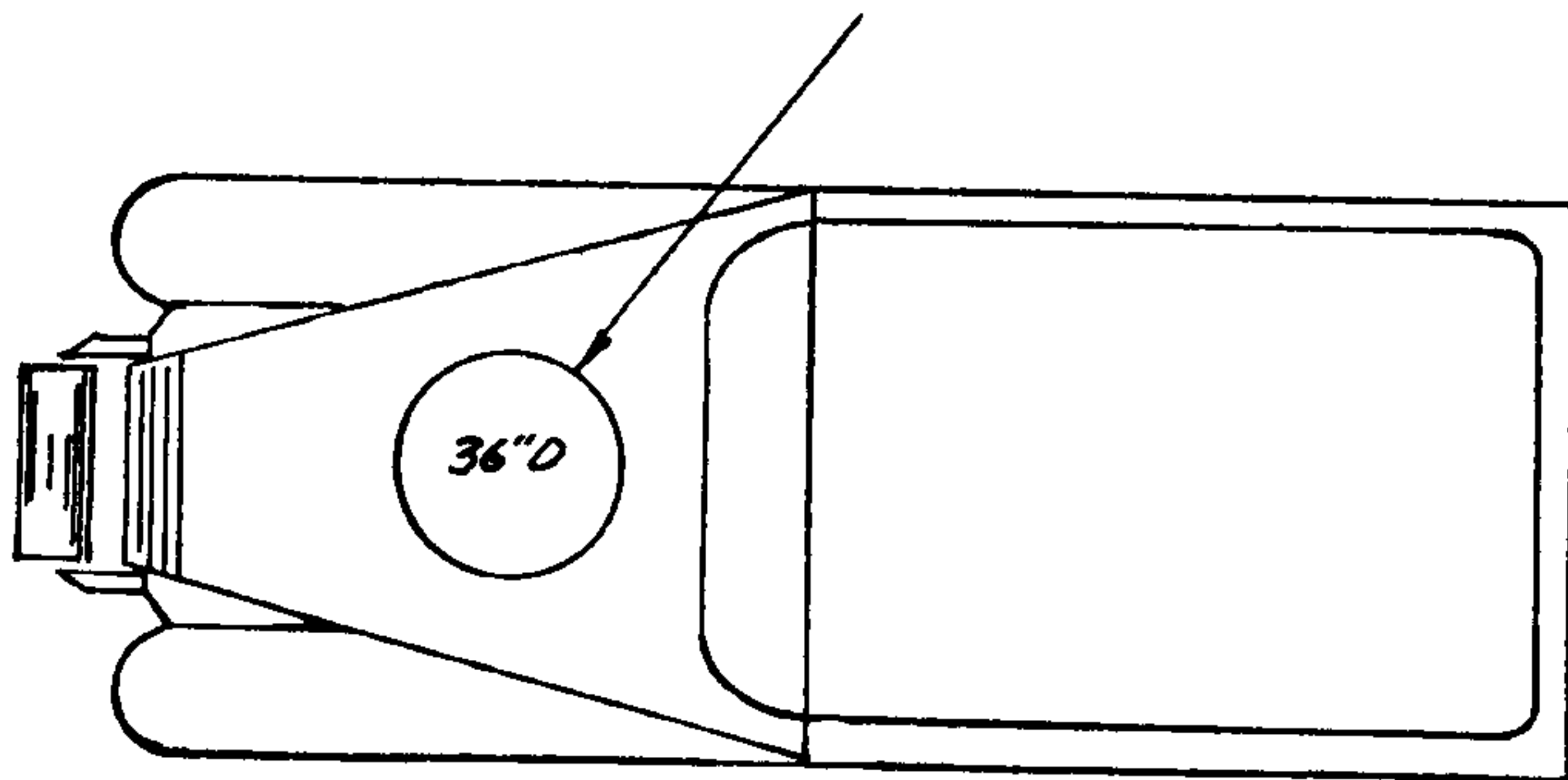


FIGURE 31.—Scout car.



STAR



STAR

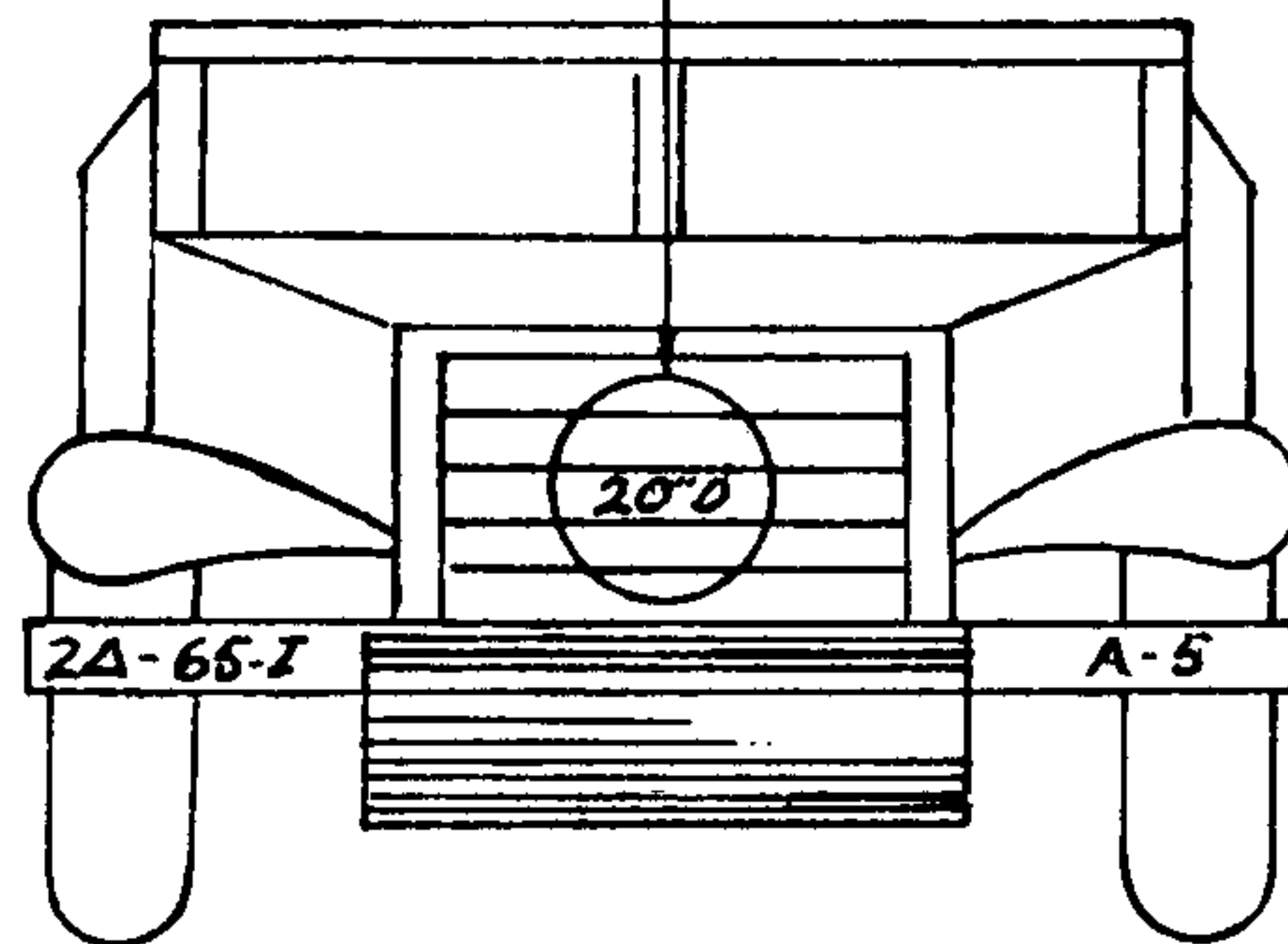


FIGURE 32.—Half track.

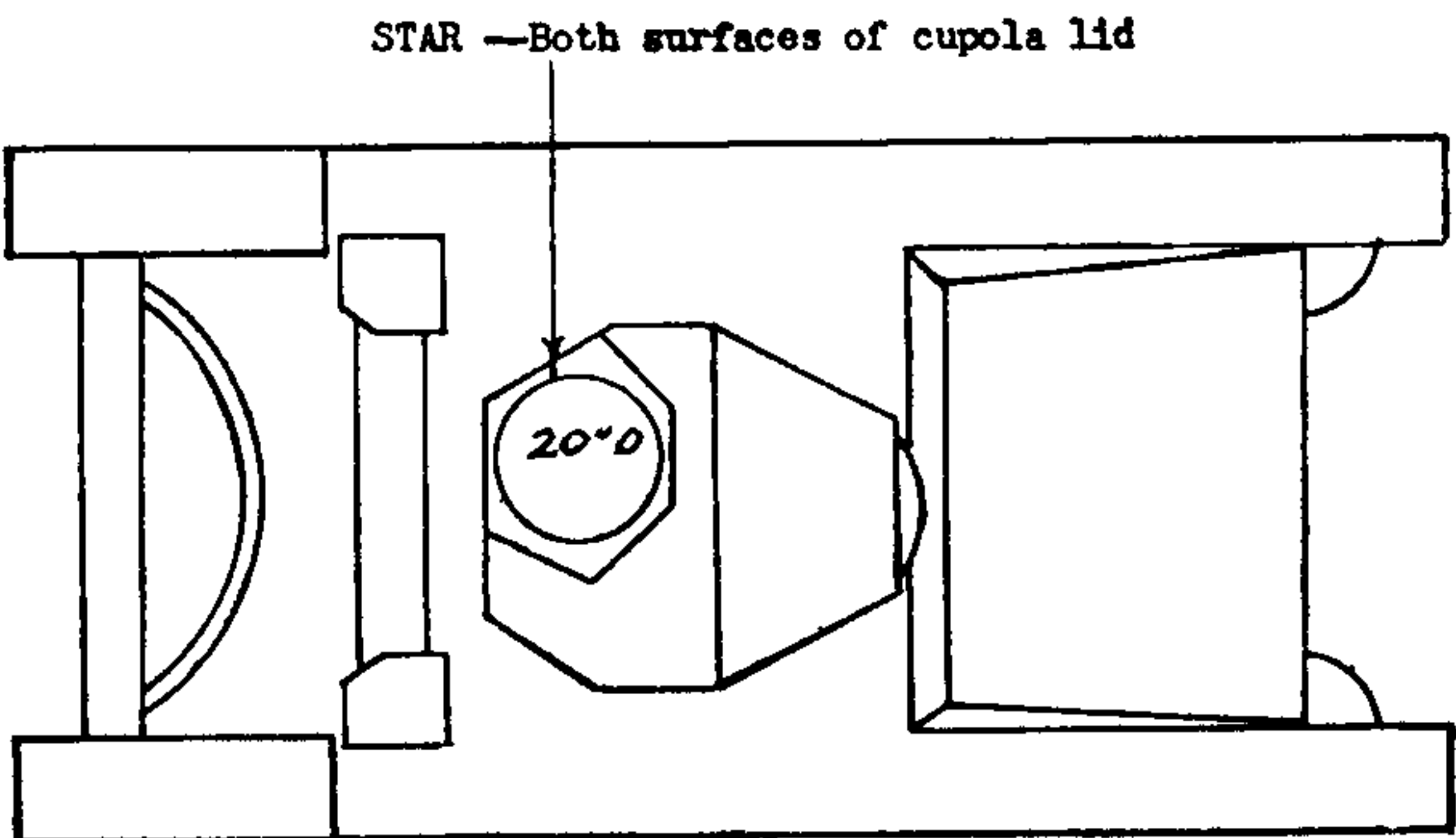
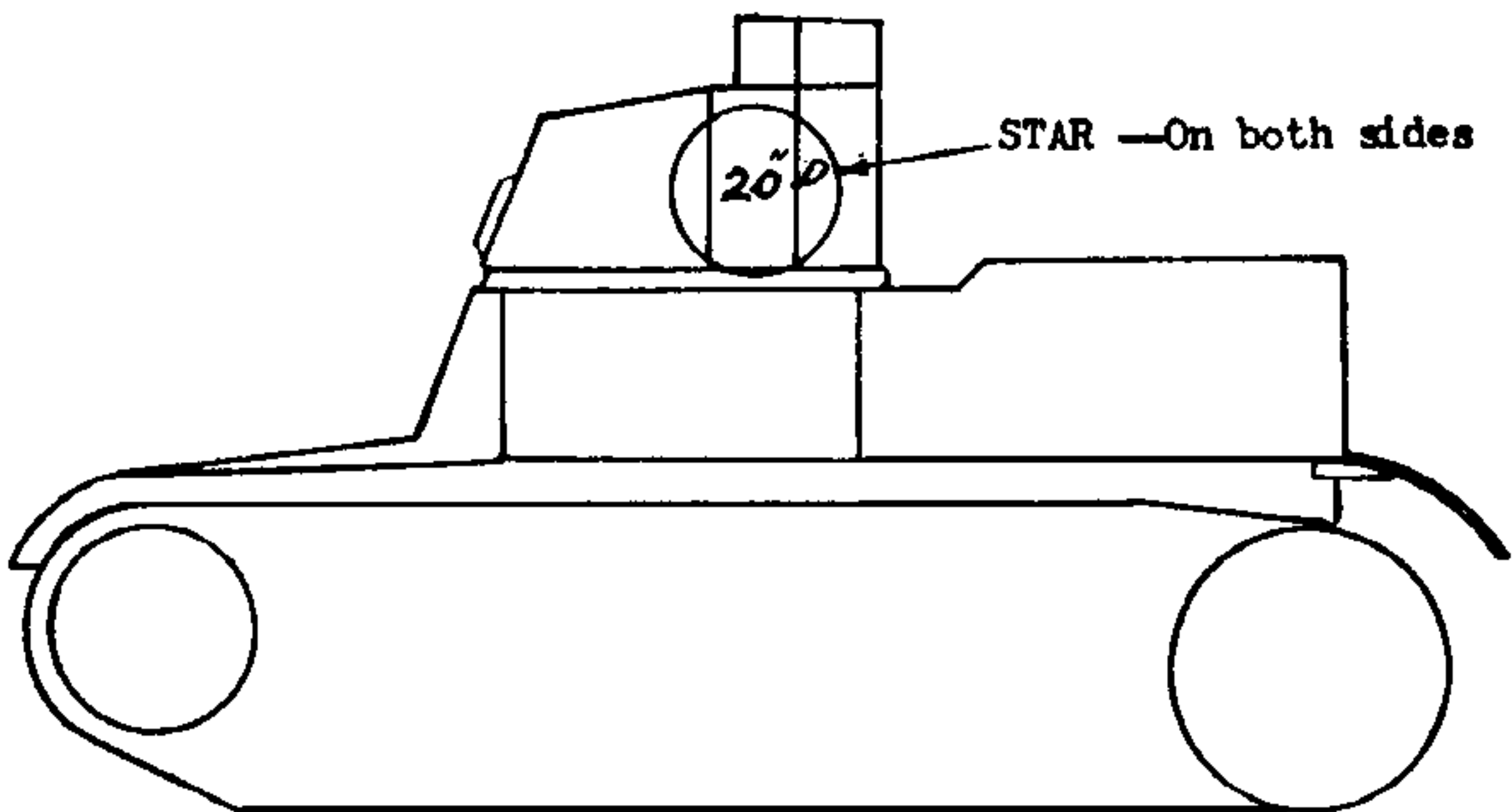
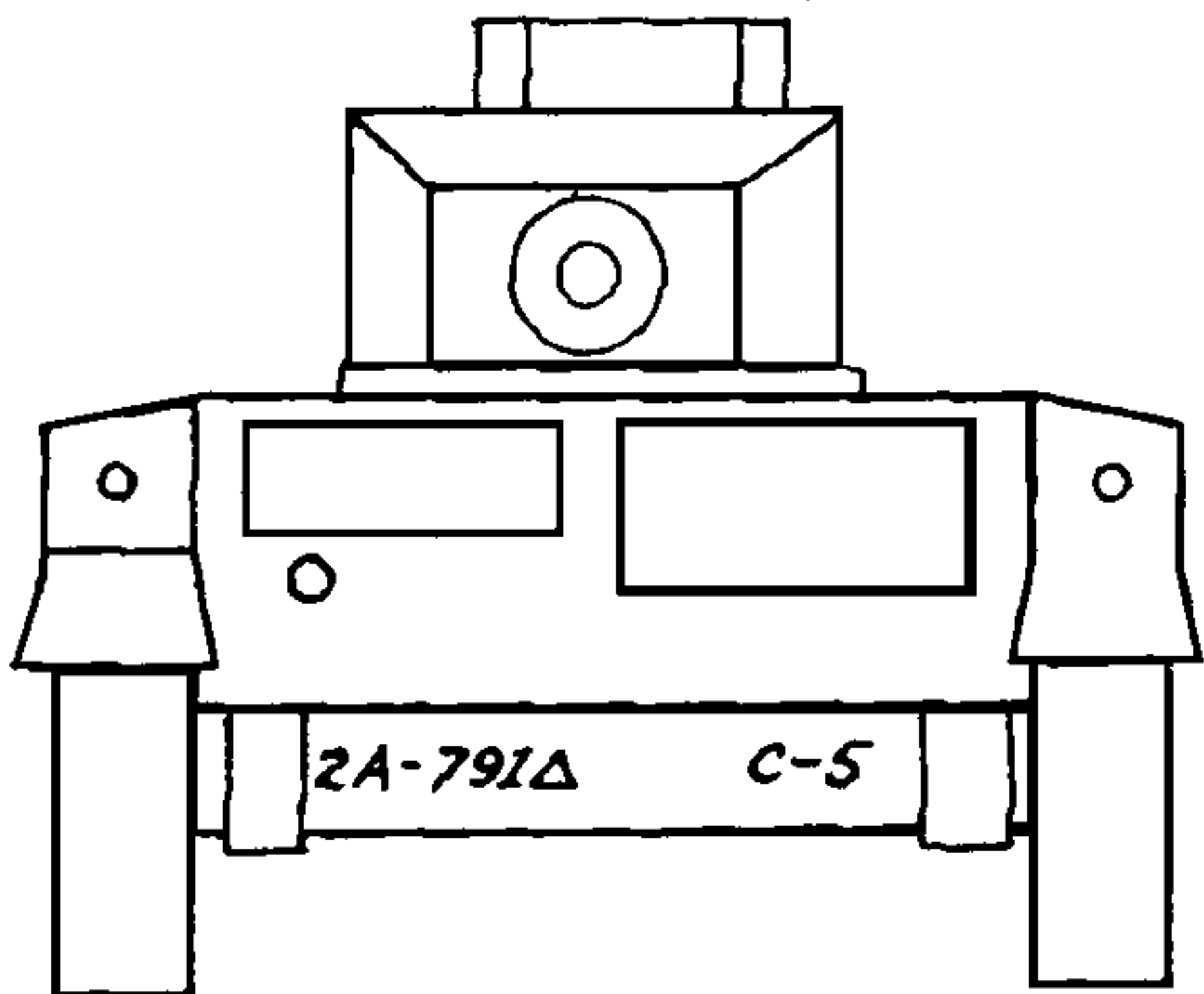
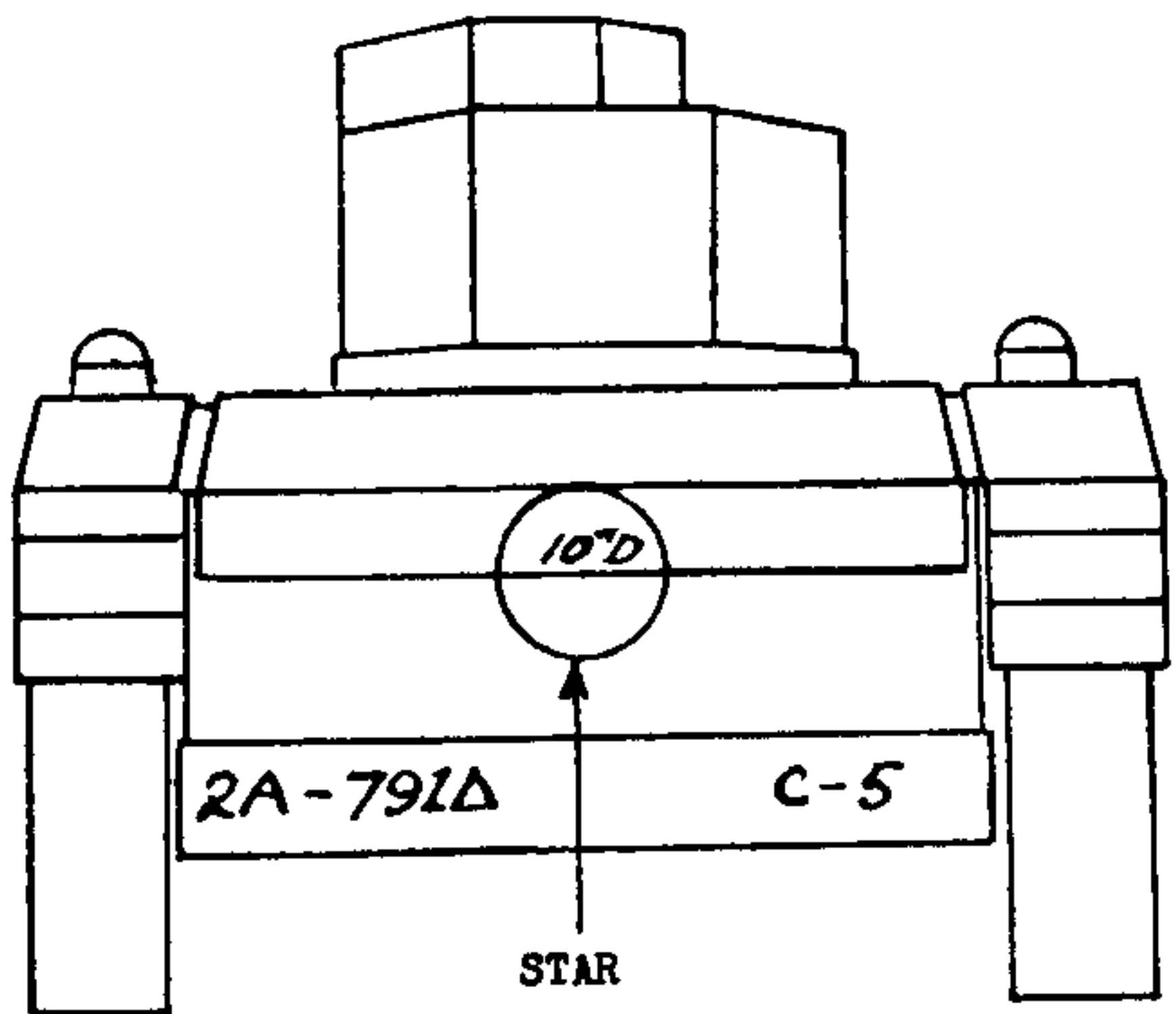


FIGURE 33.—Light tank.

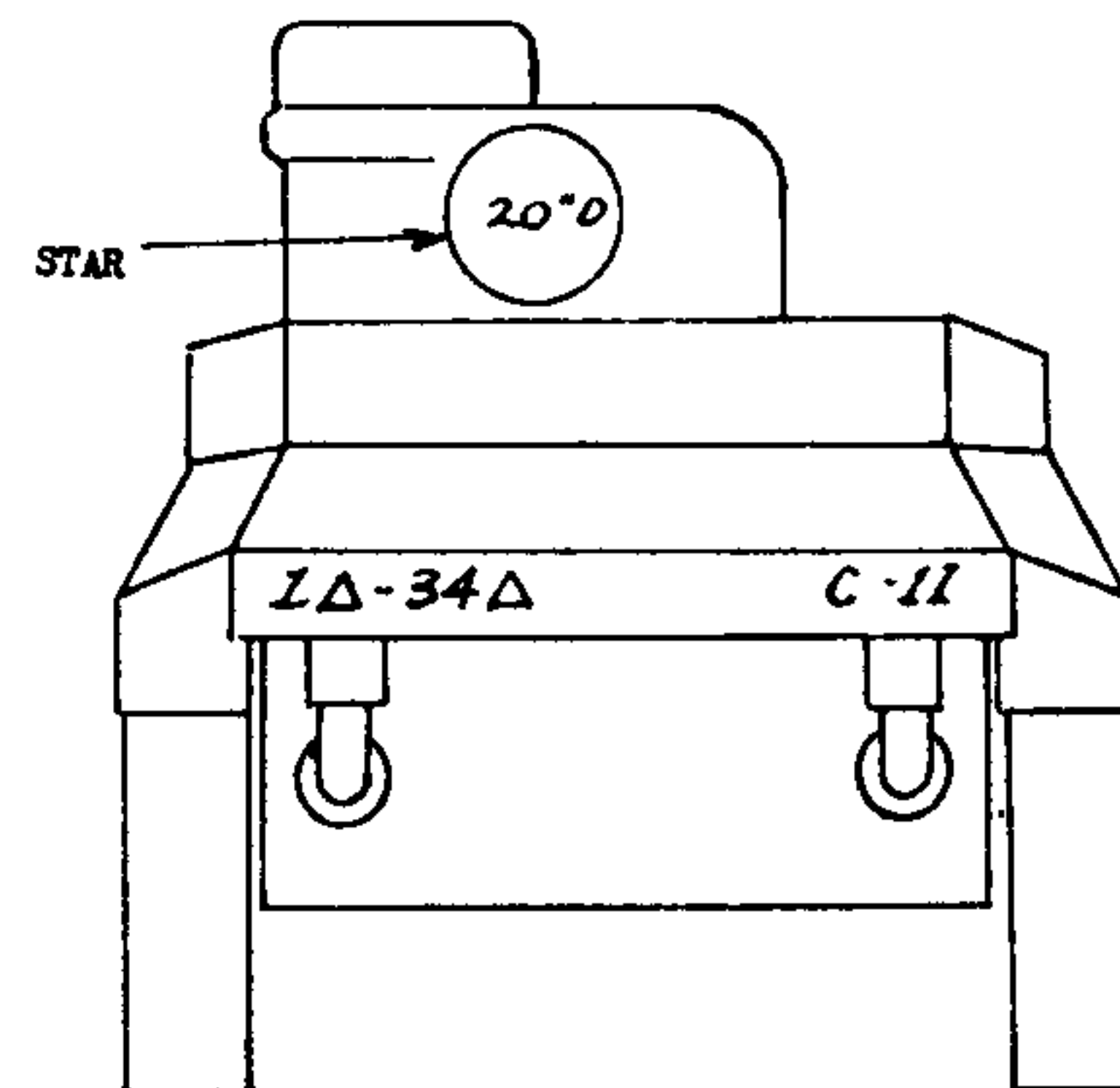
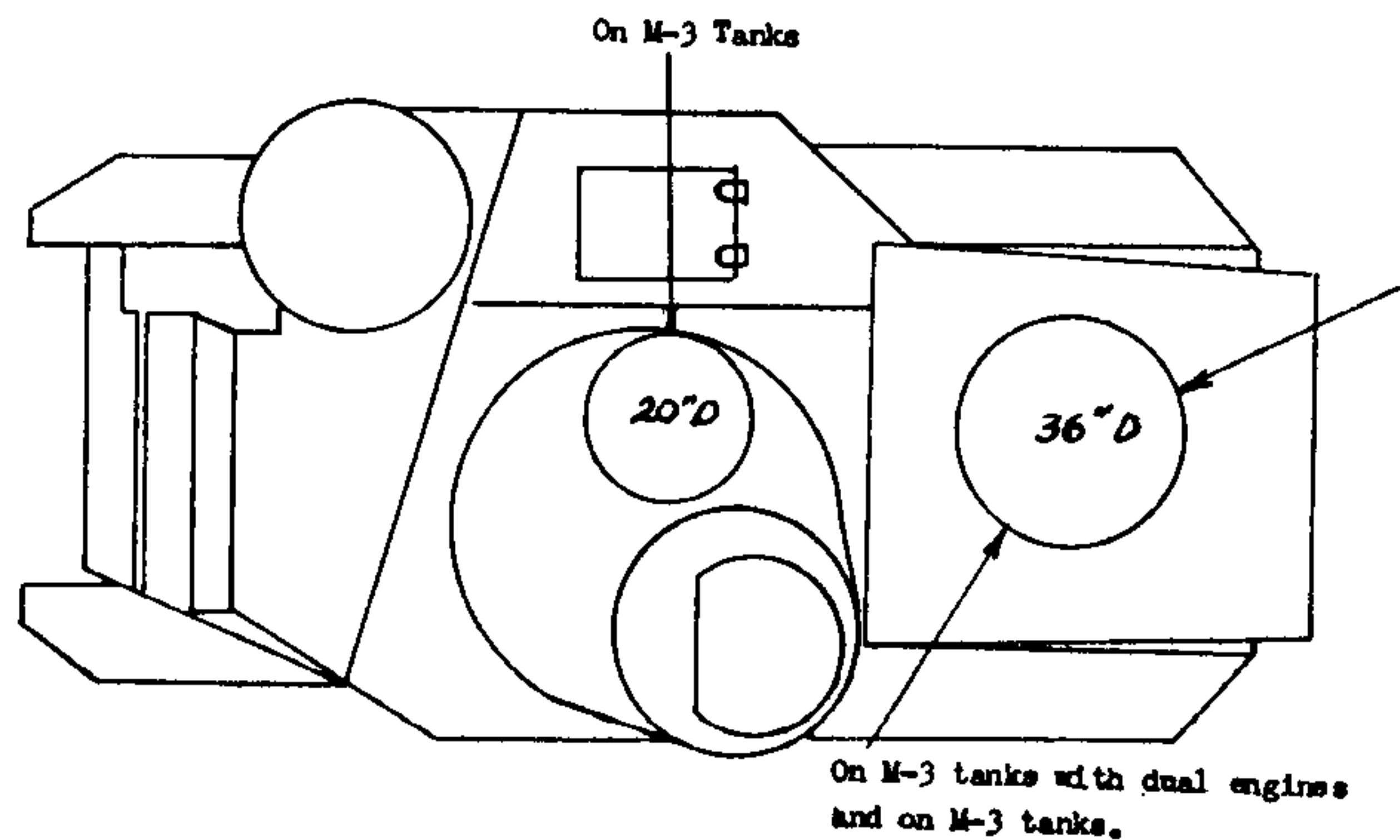
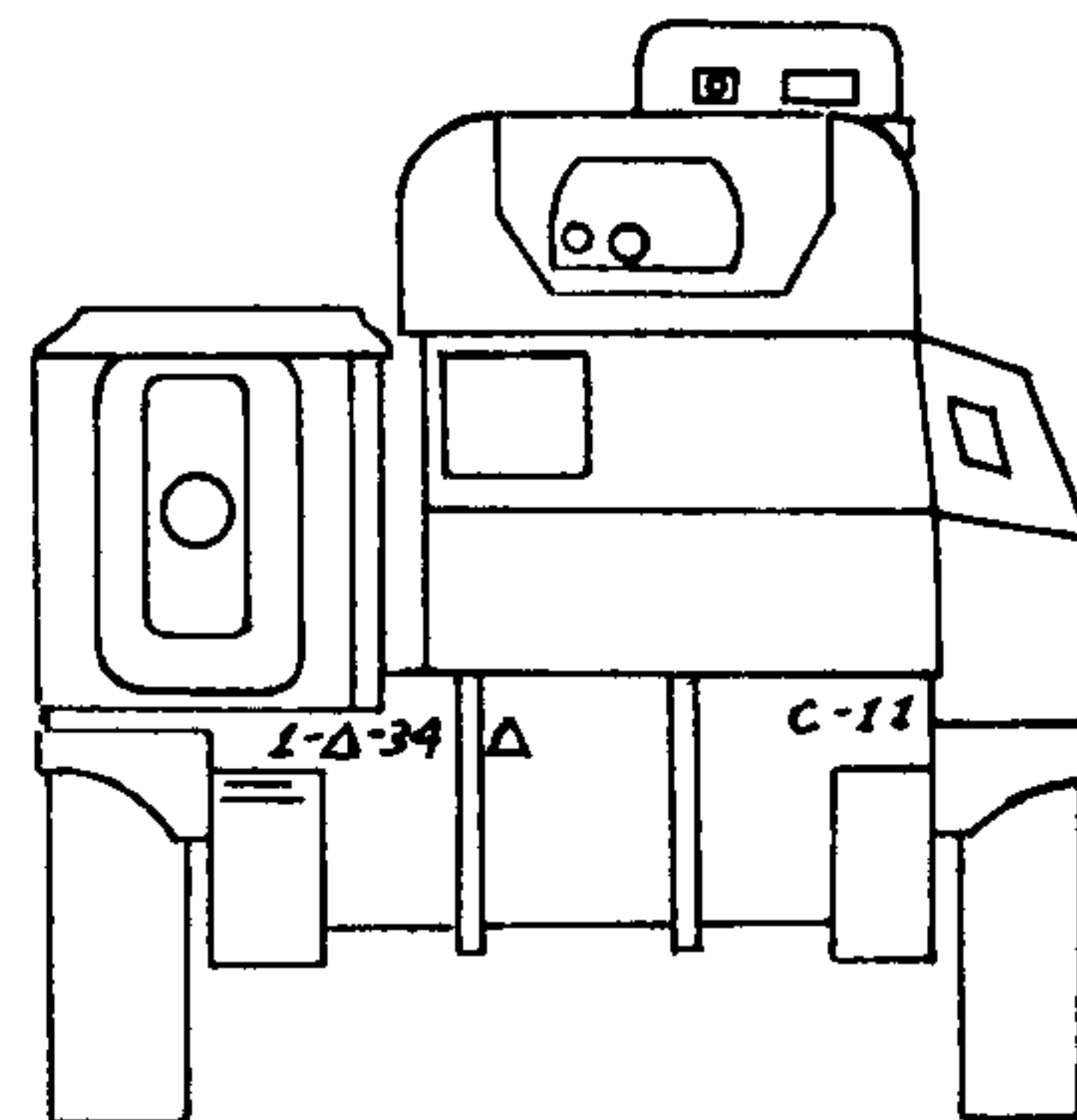
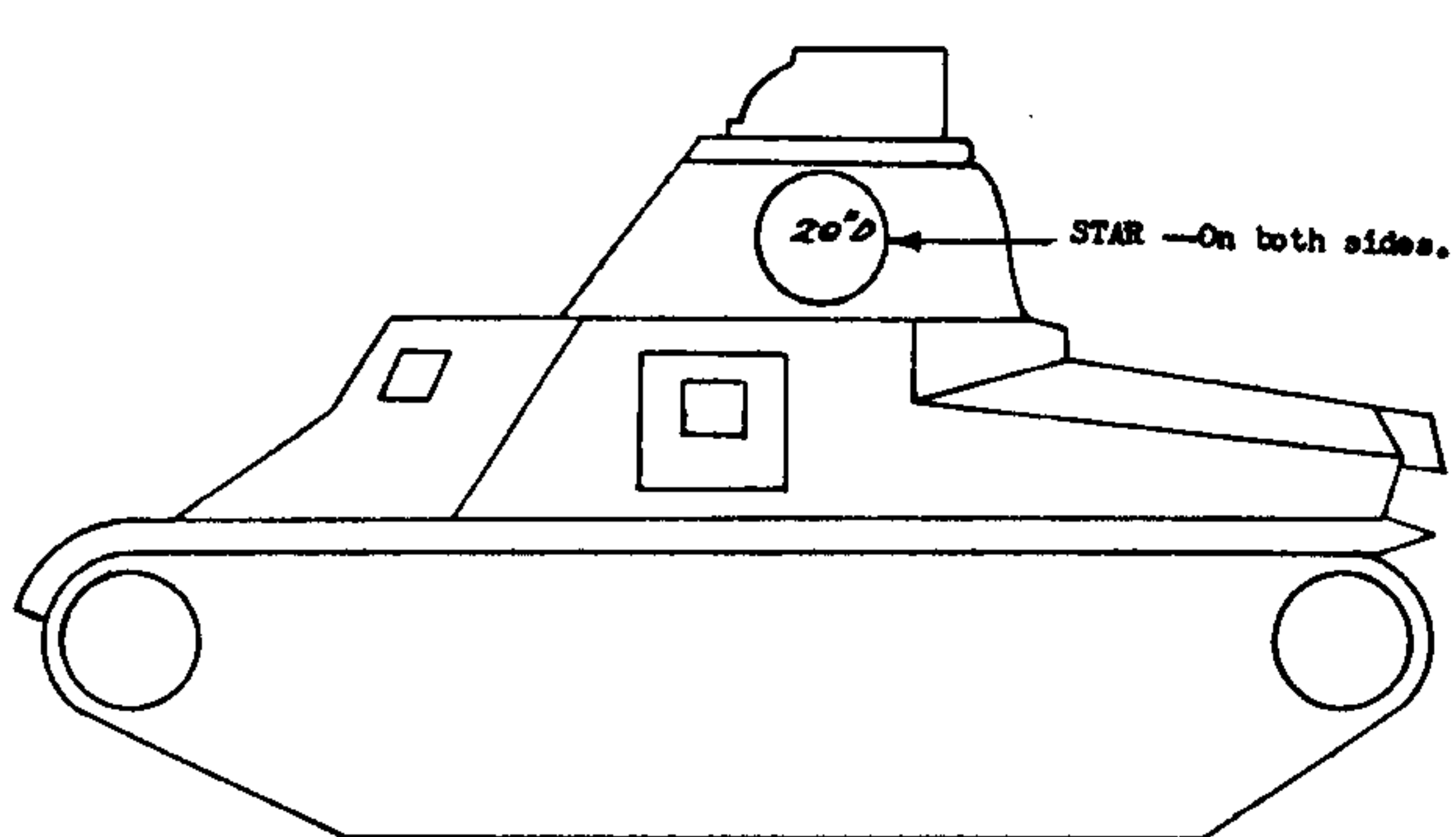


FIGURE 34.—Medium tanks.

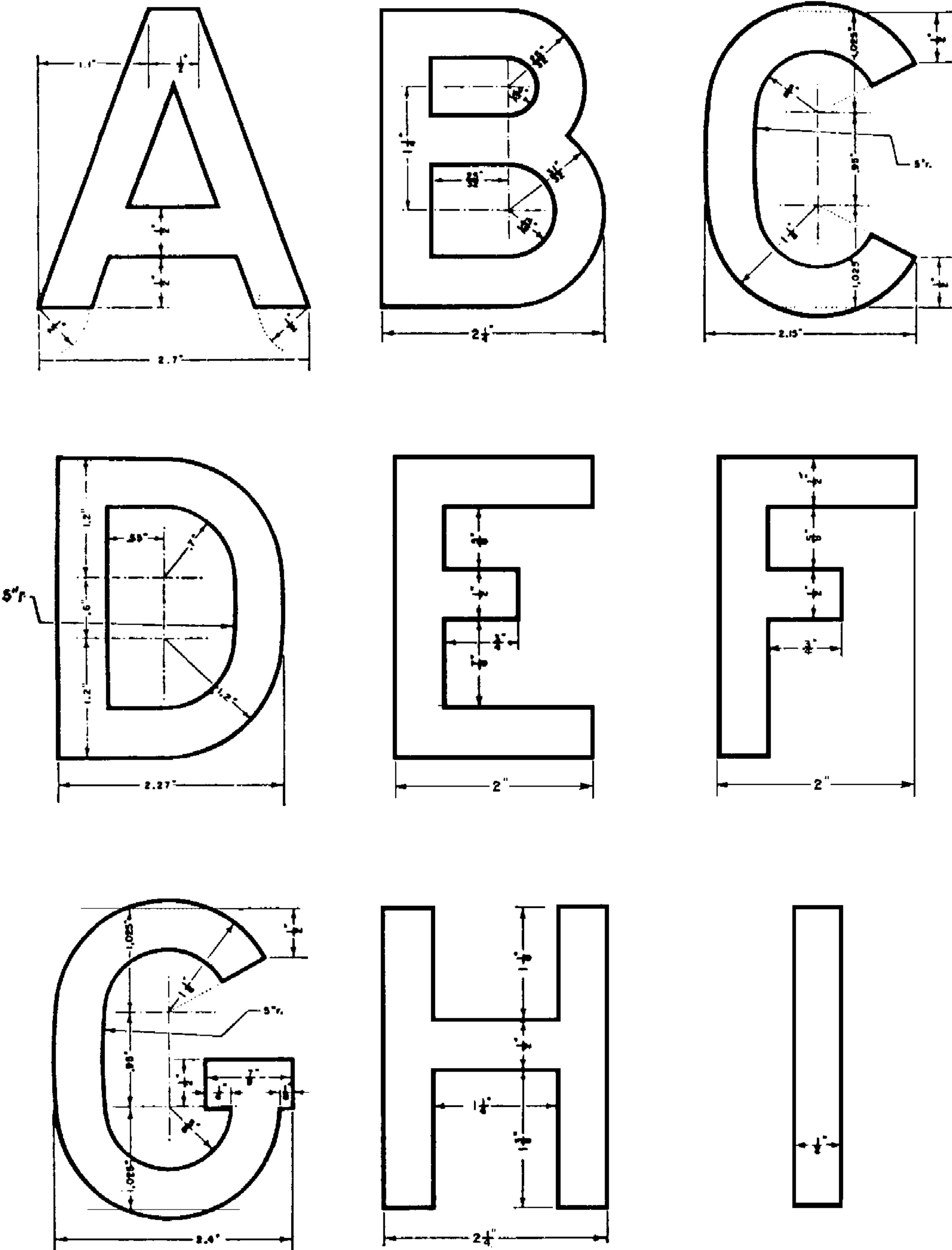


FIGURE 35.—Letters and numerals (3-inch).

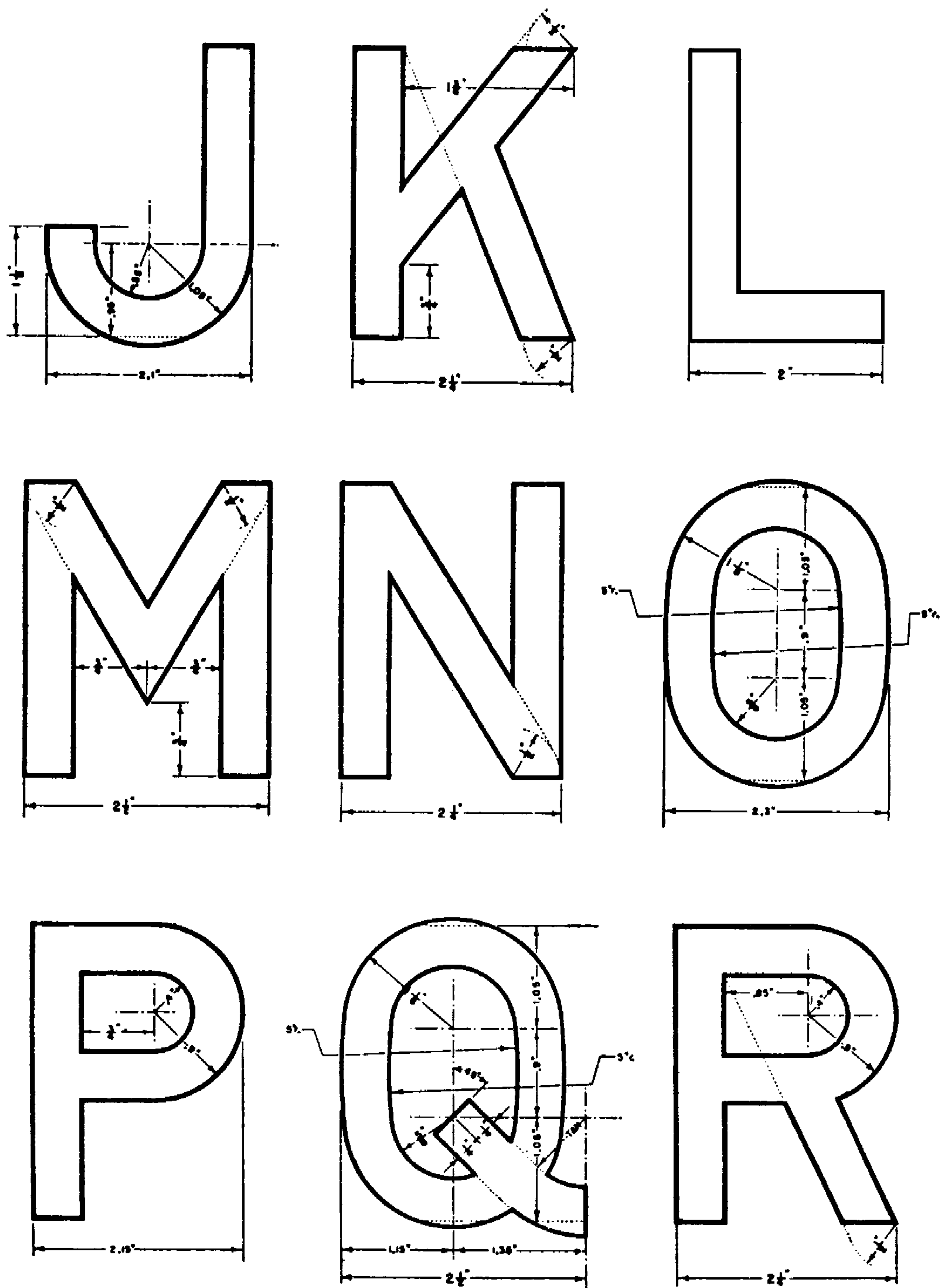


FIGURE 35.—Letters and numerals (3-inch)—Continued.




FIGURE 35.—Letters and numerals (3-inch)—Continued.




FIGURE 35.—Letters and numerals (3-inch)—Continued.

MARKING OF CLOTHING, EQUIPMENT, VEHICLES, PROPERTY 15-17

SECTION IV

BAGGAGE AND PROPERTY

	Paragraph
Definitions.....	15
Primary mark.....	16
Secondary marking.....	17

15. Definitions.—*a. Rectangular containers.*—The ends will be considered to be the surfaces at the extremities of the longest dimension, and the sides to be the surfaces, other than the top and bottom, between the ends.

b. Odd shapes.—The above definitions will be applied in principle to odd shapes. When the top and bottom are not the same size, the larger will be considered to be the bottom.

16. Primary mark.—*a.* All Government-owned property will be marked on one side only with the letters "U. S." as a primary mark.

b. The height of these letters will be appropriate to the space available, but not so small as not to be readily visible.

c. This mark will be made with black paint and, when practicable, by means of a stencil, except that metal articles will be marked with a metal stamp.

17. Secondary marking.

a. (1) Separate brigades, regiments, separate battalions, and similar units or independent administrative units similar thereto, composed of troops of one arm or service only, will adopt a system of colored stripes to be painted midway between the top and bottom of article being marked or geometrical figures or combination of geometrical figures of appropriate size and colors to be painted on each end of the article being marked. A combination of stripes and geometrical figures may be used.

(2) The number of stripes and the geometrical figures, combination of geometrical figures and stripes, will in no way represent the numerical designation of the unit or higher unit, or resemble any organizational or higher unit insignia.

b. Division or similar higher unit commanders may prescribe the system of marking described above for units of their command.

c. The record of a system prescribed under provisions of *b* above will be retained as a confidential document but will not be taken into a combat area.

SECTION V

MISCELLANEOUS

	Paragraph
Wall lockers and refrigerators.....	18
Miscellaneous movable public property.....	19
New types of vehicles.....	20

18. Wall lockers and refrigerators.—*a.* Wall lockers and refrigerators will be marked with the post number of the building in which installed.

b. This marking will be done by branding, if of wood; otherwise with paint.

19. Miscellaneous movable public property.—*a.* All movable public property for which special marking is not hereinbefore specifically prescribed will, if practicable, be branded or stamped with the letters "U. S." before being used.

b. All such property issued to a unit for its exclusive use will, if practicable, be marked or stamped with the number or letter of the unit in addition to the marking required by *a* above.

20. New types of vehicles.—When new vehicles of any type are issued to the Army, instructions pertaining to the location and size of the international symbol and unit identification will be issued by the War Department. It will be the responsibility of the procuring service to recommend these locations and to prepare necessary plates for publishing.

[A. G. 400.161 (7-1-42).]

BY ORDER OF THE SECRETARY OF WAR:

G. C. MARSHALL,
Chief of Staff.

OFFICIAL:

J. A. ULIO,
Major General,
The Adjutant General.

MISCELLANEOUS

MARKING OF CLOTHING, EQUIPMENT, VEHICLES, AND PROPERTY

CHANGES |
No. 1 |

WAR DEPARTMENT,
WASHINGTON, August 24, 1942.

AR 850-5, August 5, 1942, is changed as follows:

4. Organization.

* * * * *

e. Organizational designs authorized.

(1) The custom of decorating organizational equipment with an individual characteristic design is authorized as a means of increasing the morale of the unit. Squadrons, companies, and similar organizations may select and submit a design, which the members consider representative of their particular unit, for decorating their organizational equipment and distinguishing such equipment from all similar equipment. A proposed design, which may be disclosed by a finished drawing, a rough drawing, or a word description of the idea, will be submitted for approval before it may be reproduced on the equipment.

(2) Definitions:

(a) "Equipment," as used in this section, means operating equipment such as airplanes, tanks, etc.

(b) "Design" or "organizational design" as used in this section refers to the markings applied to organizational equipment, and not to regimental coats of arms, uniform insignia or shoulder sleeve insignia, as covered by AR 600-40.

(3) Organizations desiring special markings will endeavor to develop individual designs. When an organization desires assistance in developing its design, written suggestions may be sent to the office of The Quartermaster General for preparation of a design embodying the ideas submitted. The developed design will be returned to the organization for consideration.

(4) The Commanding Generals, Army Ground Forces, Army Air Forces and Services of Supply will have sole authority to approve organizational designs, as covered by these regulations, for any organization under his command.

(5) Some organizations may choose designs which are covered by copyright. When such a choice is made, release must be obtained from the owner of the copyright to use the particular motif. Where an organization determines that a copyrighted design is its choice, the arm or service concerned will obtain from the owner of the copyright a release for the use of the design by the particular organization before use of the design is made.

MISCELLANEOUS

(6) The office of The Quartermaster General is designated as the coordinating agency for all organizational designs. Designs which are acceptable to the various arms and services will be forwarded to the office of The Quartermaster General for coordination prior to approval and obtaining any required release. Where the design submitted is a duplicate of one already in use, the arm or service will be advised of that fact and the design will be returned for preparation of another design. All approved designs will be sent to the office of The Quartermaster General for registration at the time the design is authorized for organizational use.

[A. G. 400.161 (8-18-42).] (C 1, Aug. 24, 1942.)

BY ORDER OF THE SECRETARY OF WAR:

G. C. MARSHALL,
Chief of Staff.

OFFICIAL:

J. A. ULIO,
Major General,
The Adjutant General.

DISTRIBUTION:

A; E.

MISCELLANEOUS

MARKING OF CLOTHING, EQUIPMENT, VEHICLES, AND PROPERTY

CHANGES }
No. 2 }

WAR DEPARTMENT,
WASHINGTON, October 15, 1942.

AR 850-5, August 5, 1942, is changed as follows:

4. Organization.

* * * * *

b. Marking required.

(1) In regiments, separate battalions, or units similar thereto, articles of organizational equipment will be marked with the letter or letters suitably representing the abbreviated designation of each company or similar unit.

(2) In independent administrative units smaller than a battalion, the organizational equipment will be marked with letters suitably representing the abbreviated designation thereof.

* * * * *

[A. G. 400.161 (10-10-42).] (C 2, Oct. 15, 1942.)

20. New types of vehicles.—When new vehicles of any type are issued to the Army, instructions pertaining to the location and size of the national symbol and unit identification will be issued by the War Department. It will be the responsibility of the procuring service to recommend these locations, to prepare necessary plates for publishing, and to take necessary action for the processing of changes to these regulations.

[A. G. 400.161 (10-10-42).] (C 2, Oct. 15, 1942.)

BY ORDER OF THE SECRETARY OF WAR:

G. C. MARSHALL,
Chief of Staff.

OFFICIAL:

J. A. ULIO,
Major General,
The Adjutant General.

DISTRIBUTION:

A; E.

MISCELLANEOUS

MARKING OF CLOTHING, EQUIPMENT, VEHICLES, AND PROPERTY

CHANGES }
No. 3 }WAR DEPARTMENT,
WASHINGTON, November 12, 1942.

AR 850-5, August 5, 1942, is changed as follows:

4. Organization.

* * * * *

e. Organizational designs authorized.—Rescinded.

[A. G. 400.161 (9-17-42).] (C 3, Nov. 12, 1942.)

BY ORDER OF THE SECRETARY OF WAR:

G. C. MARSHALL,
Chief of Staff.

OFFICIAL:

J. A. ULIO,
Major General,
The Adjutant General.

DISTRIBUTION:

A; E.

MISCELLANEOUS

MARKING OF CLOTHING, EQUIPMENT, VEHICLES, AND PROPERTY

CHANGES }
No. 4 }WAR DEPARTMENT,
WASHINGTON, December 11, 1942.

AR 850-5, August 5, 1942, is changed as follows:

5. Individual.—*a. Articles not to be marked.*—Articles of individual equipment which will not be marked as prescribed in *b* below are—

* * * * *

(6) Covers of cans, meat.

* * * * *

d. How marked.(1) *General.*

(a) As prescribed in (2) and (3) below, by ½-inch stencil for textile equipment, and by marking outfit, leather, for leather equipment.

* * * * *

(c) In case subsequent markings are necessary, the original markings will be eradicated, by erasure and scouring, if possible. Where eradication is not possible the original markings will be nullified as follows: Markings on textile equipment, by two indelible horizontal lines through each line of the original markings, preferably of the same color as the original. Markings on leather equipment, by stamping over the original marking with the "dash" die.

* * * * *

(2) *Stenciling of textile equipment; where placed.*

Article	Location of stenciling
* * *	* * * *
Cover, rifle -----	Inside of flap near lower edge.
Currycomb. -----	On handle where most convenient.
Haversack. -----	Inside of flap of meat-can pouch near left-hand edge.
* * *	* * * *

(3) *Stamping of leather articles.*—The marking required by *b* above will be stamped directly upon the articles of equipment enumerated in the following table, by means of stamping dies, as specified opposite each article.

Article	Where marking placed
Bridle.....	On headstall.
Brush, horse.....	1 inch to the right of the "U. S."
Harness.....	Where most convenient on each major portion.
Holster, pistol.....	On inside of flap.
Pouch, music.....	Inside flap near lower left-hand corner.
Saddle.....	On near side of pommel, where most convenient.
Saddlebag.....	On center of clip and strap, near reinforcement.
Scabbard, automatic rifle.....	On flap, bottom to be ½ inch above strap.
Scabbard, bayonet, M1910.....	On outside of leather tip.
Scabbard, bayonet, M1917.....	Where most convenient on major portion.
Scabbard, rifle.....	Top to be 2 inches below mouth of scabbard.
Scabbard, saber.....	Where most convenient on major portion.
Sling, gun.....	On outer face of long strap.
Strap, saber.....	On strap.
Strap, sling for automatic rifle....	On outer face of long strap.

e. Identification tag.—See AR 600-40.

[A. G. 400.161 (11-19-42).] (C 4, Dec. 11, 1942.)

BY ORDER OF THE SECRETARY OF WAR:

G. C. MARSHALL,
Chief of Staff.

OFFICIAL:

J. A. ULIO,
Major General,
The Adjutant General.

DISTRIBUTION:

A; E.

MISCELLANEOUS

MARKING OF CLOTHING, EQUIPMENT, VEHICLES, AND PROPERTY

CHANGES }
No. 5 }

WAR DEPARTMENT,
WASHINGTON, December 24, 1942.

AR 850-5, August 5, 1942, is changed as follows:

5. Individual.

f. Barrack bags.—Barrack bags will be stenciled with the enlisted man's full name (first name, middle initial, and last name) and full Army serial number (letters and numbers not smaller than 1 inch nor larger than 2 inches). In addition one barrack bag will be marked with a 3-inch "A" and the second bag (when issued) with a 3-inch "B." At the appropriate time the oversea shipment number and letter (code designation) will be stenciled in letters or numbers not smaller than 1 inch nor larger than 2 inches.

(1) *How marked.*—The markings on blue denim barrack bags will be made with white lead paste (paint). Khaki barrack bags will be marked with black lead paste (paint). Markings will be made by use of a stencil of the size indicated in (2) below, except for letters A and B.

(2) *Where marked.*—One barrack bag will be marked with a 3-inch "A" and the second (when issued) with a 3-inch "B." The bottom of each letter "A" or "B" will be 2 inches from the bottom seam. A 5-inch blank space will be left between the top of the letter A or B and the bottom of the Army serial number. The full Army serial number will be stenciled above the 5-inch blank space in numbers not less than 1 inch nor more than 2 inches. A 1-inch space will be left above the Army serial number and the full name (first name, middle initial, and last name) will be stenciled in above the 1-inch space in letters not less than 1 inch nor more than 2 inches. At the appropriate time the oversea shipment number and letter (code designation) will be centered in the 5-inch blank space by means of a stencil, in letters or numbers not smaller than 1 inch nor larger than 2 inches.

(3) *When marked.*—All barrack bags now in the possession of enlisted personnel will be marked immediately. Following induction, personnel will mark their barrack bags at the time they are issued. Barrack bags will be re-marked as often as it is necessary in order to maintain legibility.

[A. G. 400.181 (12-18-42).] (C 5, Dec. 24, 1942.)

BY ORDER OF THE SECRETARY OF WAR:

G. C. MARSHALL,
Chief of Staff.

OFFICIAL:

J. A. ULIO,
Major General,
The Adjutant General.

DISTRIBUTION:

A; E.

MISCELLANEOUS

MARKING OF CLOTHING, EQUIPMENT, VEHICLES, AND PROPERTY

CHANGES }
No. 6 }

WAR DEPARTMENT,

WASHINGTON, March 4, 1943.

AR 850-5, August 5, 1942, is changed as follows:

5. Individual.

* * * * *

f. Barrack bags.—Barrack bags will be stenciled with the enlisted man's full name (first name, middle initial, and last name) and full Army serial number (letters and numbers not smaller than 1 inch nor larger than 2 inches). In addition one barrack bag will be marked with a 3-inch "A" and the second bag (when issued) with a 3-inch "B." At the appropriate time the oversea shipment number and letter (code designation) will be stenciled in letters or numbers not smaller than 1 inch nor larger than 2 inches.

* * * * *

(3) *When marked.*—All barrack bags now in the possession of enlisted personnel will be marked immediately. Following induction, personnel will mark their barrack bags at first station of assignment after reception centers. Barrack bags will be re-marked as often as it is necessary in order to maintain legibility.

[A. G. 400.161 (2-27-43).] (C 6, Mar. 4, 1943.)

BY ORDER OF THE SECRETARY OF WAR:

G. C. MARSHALL,
Chief of Staff.

OFFICIAL:

J. A. ULIO,
Major General,
The Adjutant General.

DISTRIBUTION:

A; B.

MISCELLANEOUS

MARKING OF CLOTHING, EQUIPMENT, VEHICLES, AND PROPERTY

CHANGES }
No. 7 }WAR DEPARTMENT,
WASHINGTON, 12 June 1943.

AR 850-5, 5 August 1942, is changed as follows:

10. Unit markings.—Gasoline solvent paint or paint as prescribed by the War Department will be used.

* * * * *
b. Unit identification symbols.(1) *Front and rear markings.*—See figures 1 to 34 for location.* * * * *
(d) *Third group.*—The third group will designate companies and similar organizations by letters in accordance with the following code:

Organization	Designation
Headquarters and headquarters company (or headquarters and headquarters and service company) of lowest unit identification in previous groups of markings, except for headquarters and headquarters companies of groups (all types).	HQ
Headquarters and headquarters companies of groups (all types).	GP
Service company of lowest unit identified in service groups.	SV
* * * * *	*
* * * * *	*

[A. G. 400.161 (7 Apr 43).] (C 7, 12 Jun. 43.)

BY ORDER OF THE SECRETARY OF WAR:

G. C. MARSHALL,
Chief of Staff.

OFFICIAL:

J. A. ULIO,
Major General,
The Adjutant General.

DISTRIBUTION:

A; E.

MISCELLANEOUS

MARKING OF CLOTHING, EQUIPMENT, VEHICLES, AND PROPERTY

CHANGES }
No. 8 }

WAR DEPARTMENT,
WASHINGTON 25, D. C., 8 October 1948.

AR 850-5, 5 August 1942, is changed as follows:

10. Unit markings.—Gasoline solvent paint or paint as prescribed by the War Department will be used.

a. *Unit markings*.—National symbol.

* * * * *

(B) Whenever requirements for camouflage and concealment outweigh the requirements for recognition, the national symbol may, at the discretion of the theater commander, be covered by lusterless olive-drab gasoline solvent paint or removed. Under similar circumstances, the national symbol may, at the discretion of lower commanders, be covered temporarily with camouflage nets or obscured with oil and dirt or some other readily removable field expedient.

* * * * *

[A. G. 400.161 (15 Sep 48).] (C 8, 8 Oct 48.)

BY ORDER OF THE SECRETARY OF WAR:

G. C. MARSHALL,
Chief of Staff.

OFFICIAL:

J. A. ULIO,
Major General,
The Adjutant General.

DISTRIBUTION:

A; E.

MISCELLANEOUS

MARKING OF CLOTHING, EQUIPMENT, VEHICLES, AND PROPERTY

CHANGES }
No. 9 }

WAR DEPARTMENT,
WASHINGTON 25, D. C., 27 January 1944.

AR 850-5, 5 August 1942, is changed as follows:

10. Unit markings.—Gasoline solvent paint or paint as prescribed by the War Department will be used.

a. Unit markings.—National symbol.

* * * * *

(2) The size of the national symbol will be determined for each type of motor vehicle and will be large enough to take advantage of the surface upon which it is to be painted. See figures 1 to 32, inclusive; figure 34; and figures 36 to 56, inclusive.

* * * * *

b. Unit identification symbols.

(1) Front and rear markings.—See figures 1 to 32, inclusive; figure 34; and figures 36 to 56, inclusive, for location.

* * * * *

[A. G. 400.161 (10 Nov 43).] (C 9, 27 Jan 44.)

12. Special markings.

* * * * *

f. Letter "S."

(1) The letter "S" will be used on a military vehicle to indicate that the vehicle so marked has been suppressed to eliminate radio interference, caused by the vehicle electrical system, over a frequency range 0.5 to 30 megacycles.

(2) The letter "S" will be placed after the registration number and will be made as conspicuous as possible by leaving a space between the last numeral and the "S." This space should be equivalent to the space required for a numeral. Design, size, and color of the letter will be the same as that of the digits of the registration number. The character and style of markings of a vehicle suppressed to eliminate radio interference, will be as follows:

U. S. A.
123726 S

(3) The letter "S" will be applied originally to a vehicle either by the vehicle manufacturer at the time of assembly or by the authorized persons effecting suppression in the field. If a suppressed vehicle is repainted, the letter "S" will be reapplied in the manner and location described in (2) above.

Note.—Where any choice exists, radio sets will be installed in suppressed vehicles rather than in nonsuppressed vehicles of the same type.

[A. G. 400.161 (10 Nov 43).] (C 9, 27 Jan 44.)

14. Tractors and armored vehicles.

* * * * *

b. Armored vehicles.—Tanks and other combat vehicles armored or on which armament may be mounted should be marked as prescribed in paragraphs 6 to 11, inclusive, so far as applicable, otherwise marking should be placed in a visible location as near as possible to that prescribed. See figure 34 and figures 36 to 48, inclusive.

[A. G. 400.161 (10 Nov 43).] (C 9, 27 Jan 44.)

* * * * *

FIGURE 33.—Rescinded.

[A. G. 400.161 (10 Nov 43).] (C 9, 27 Jan 44.)

* * * * *

FIGURE 34.—Medium tanks, M3 series.

[A. G. 400.161 (10 Nov 43).] (C 9, 27 Jan 44.)

RA PD 315752

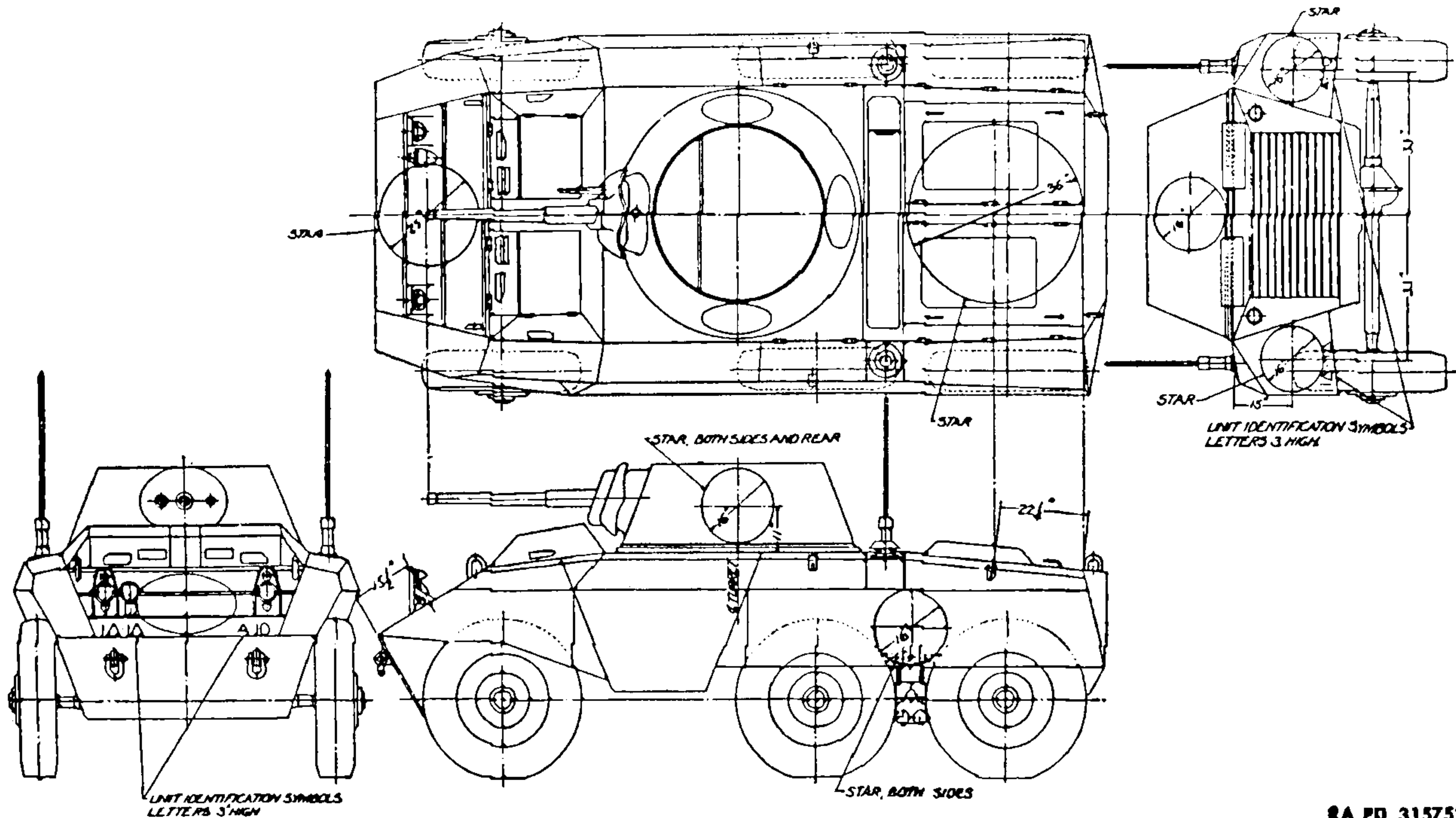
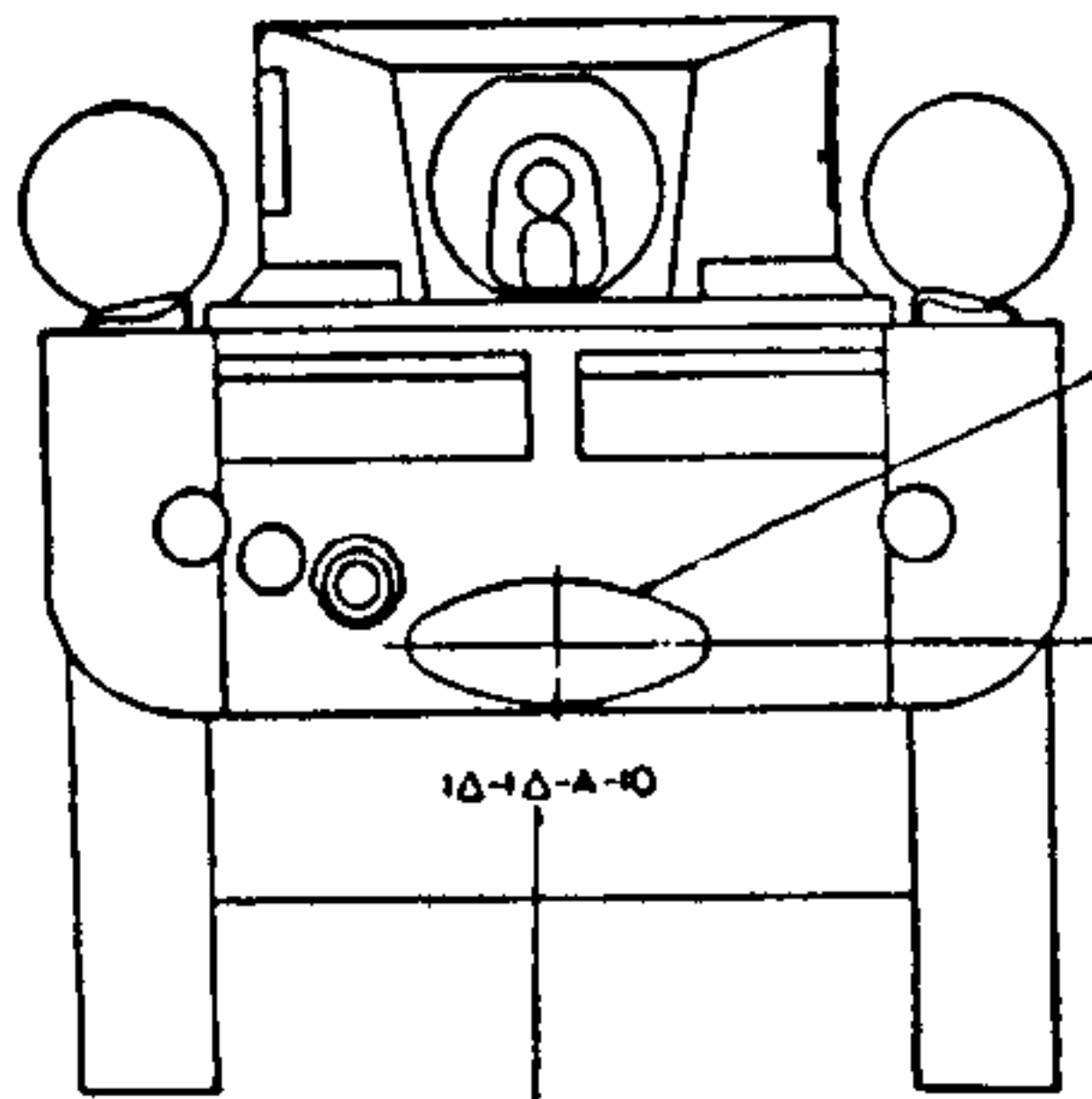
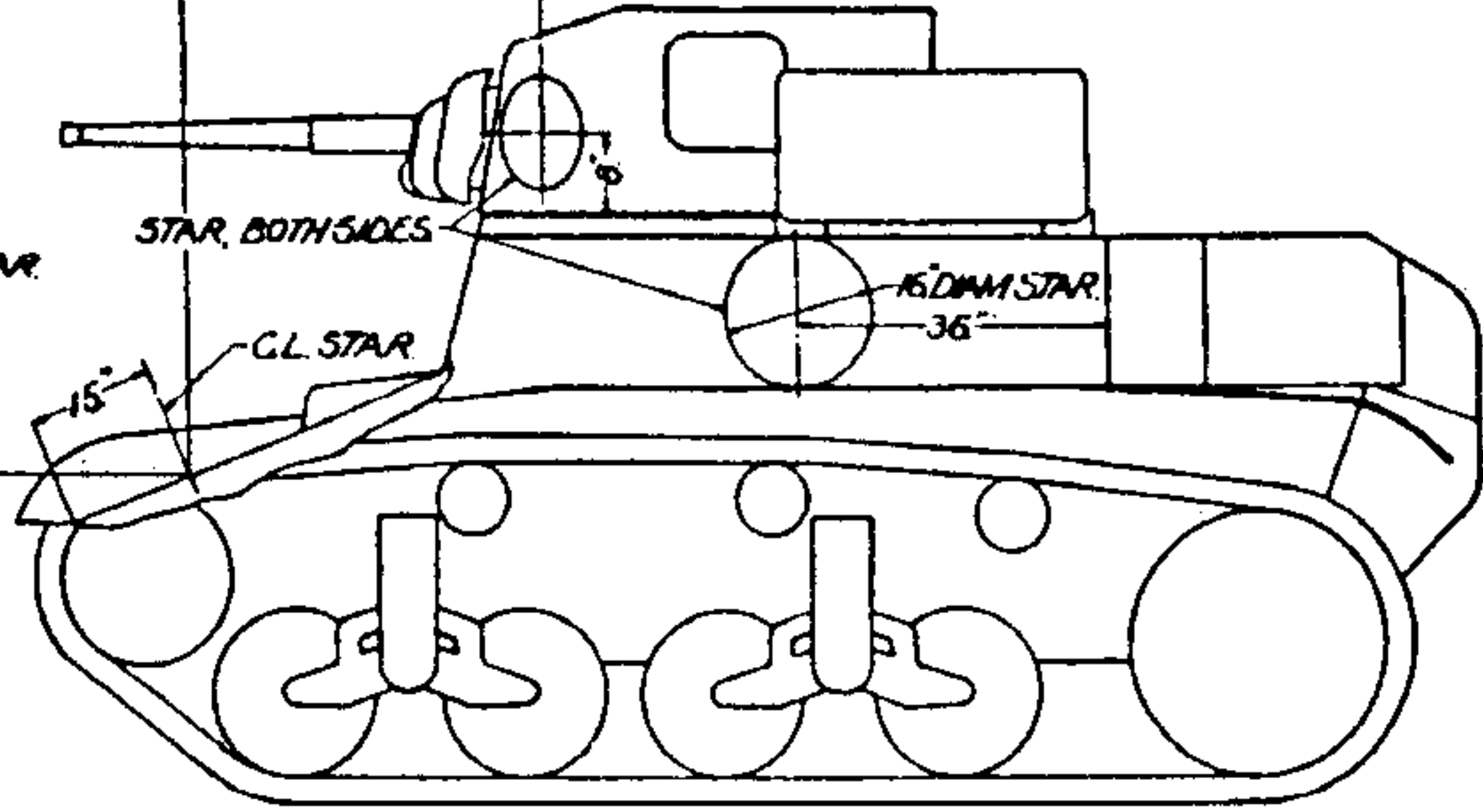
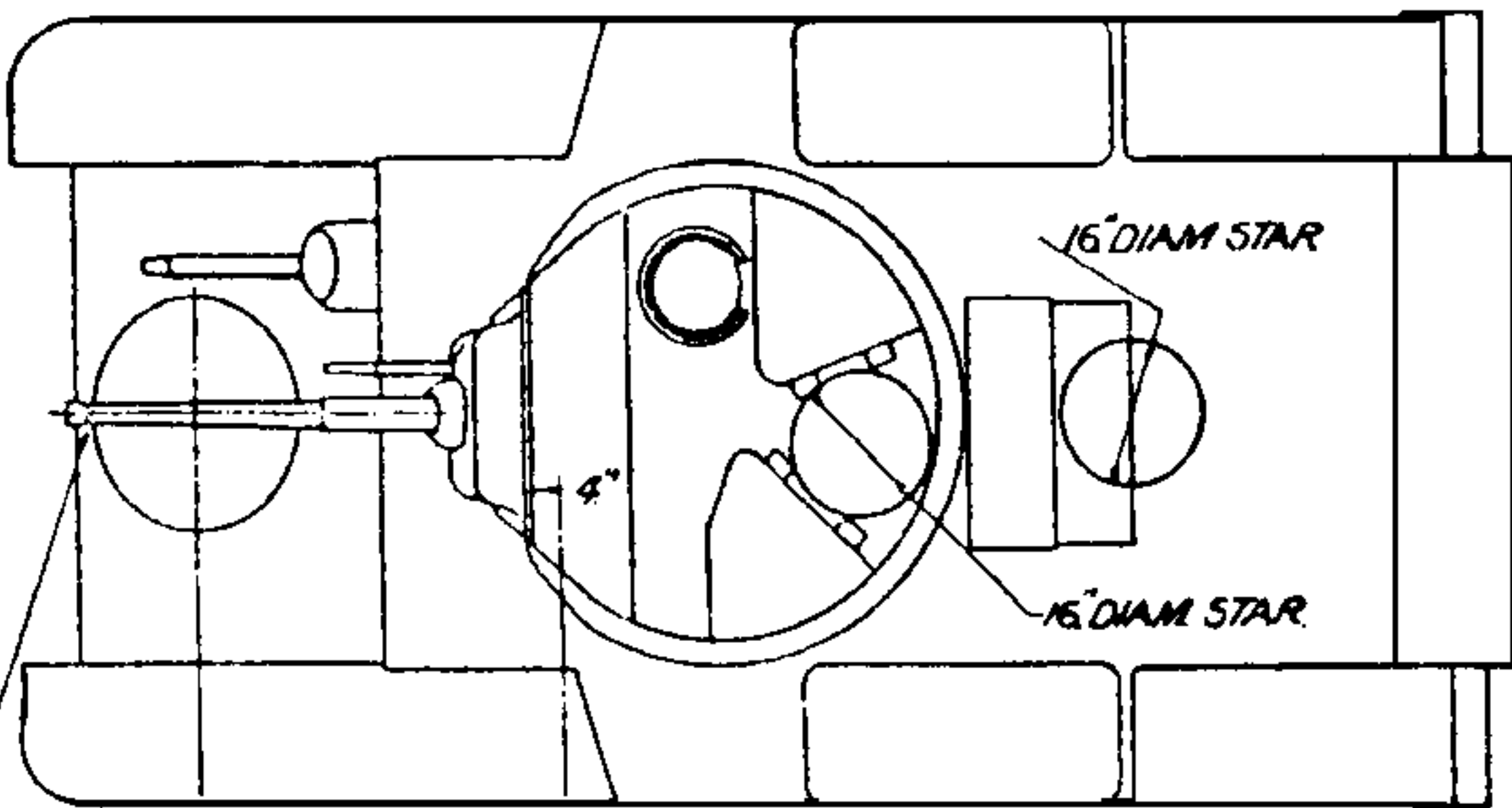
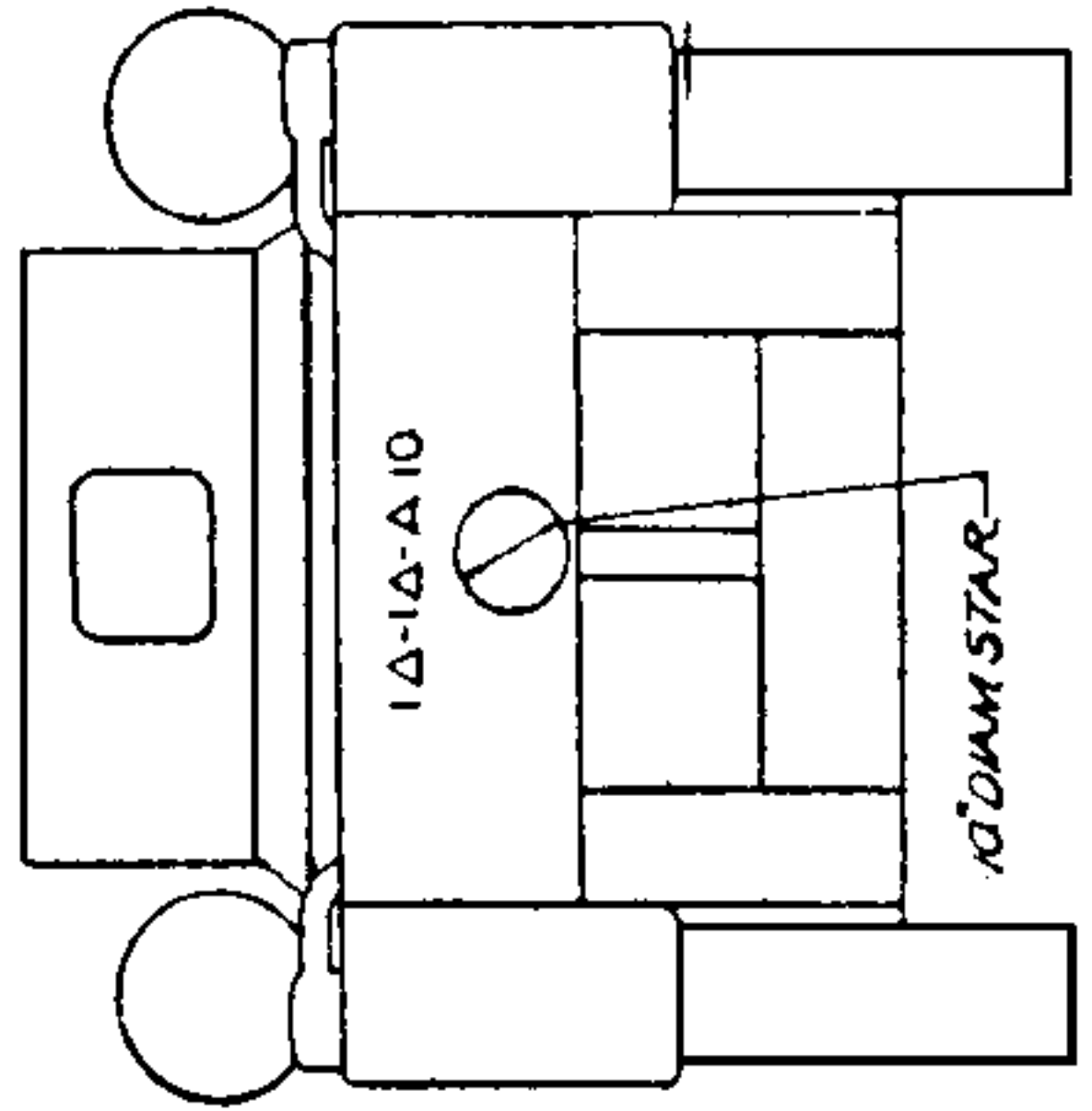


Figure 36.—Light armored car M8.

[A. G. 400.161 (10 Nov 43).] (C 9, 27 Jan 44.)

RA PD 315753



UNIT IDENTIFICATION SYMBOLS
LETTERS 5 HIGH

Figure 37.—Light tank M3A1.

[A. G. 400.161 (10 Nov 43).] (C 9, 27 Jan 44.)

DA PD 31574

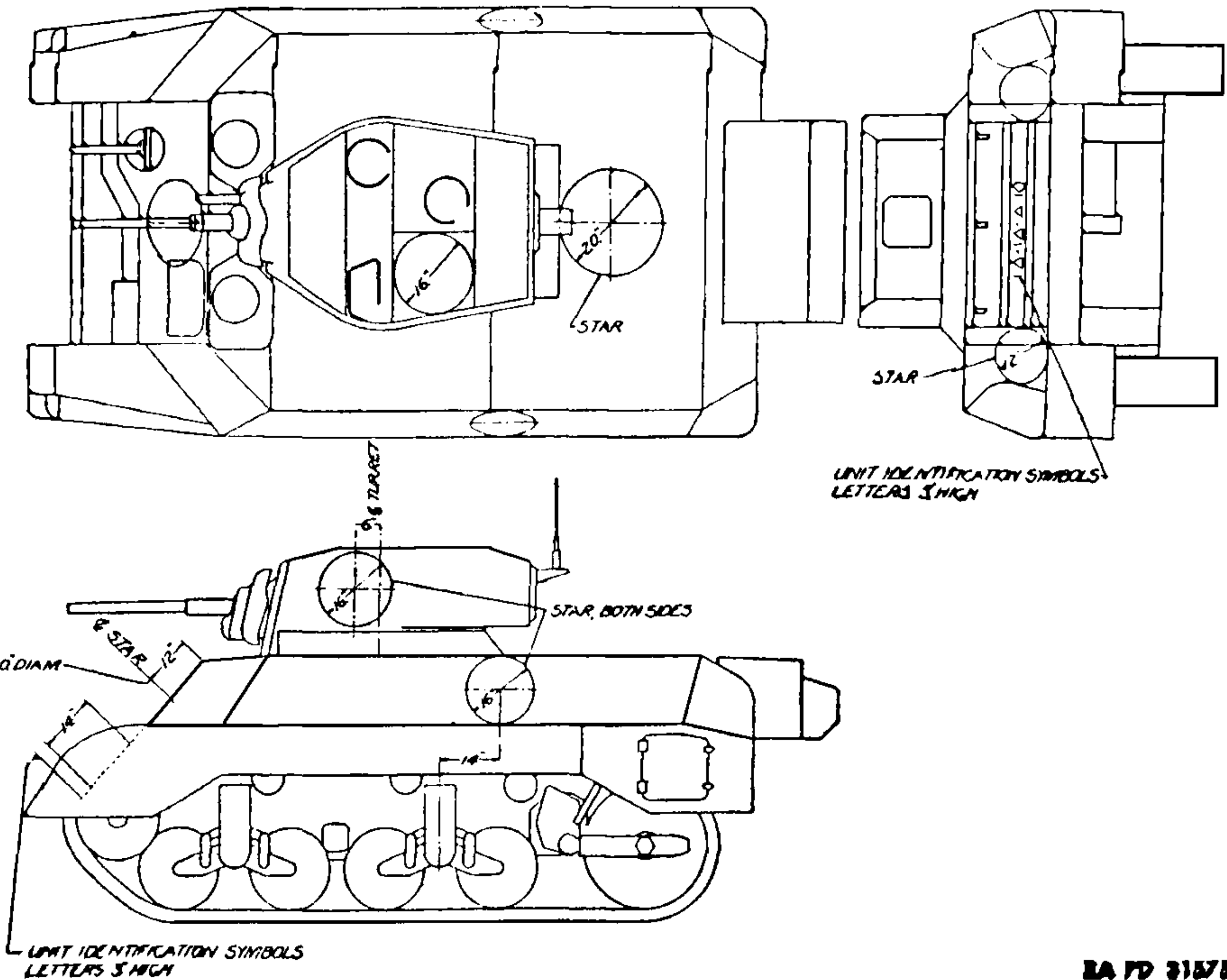


Figure 38.—Light tank M3A3.

[A. G. 400.181 (10 Nov 43),] (C D. 27 Jan 44.)

RA PD 315756

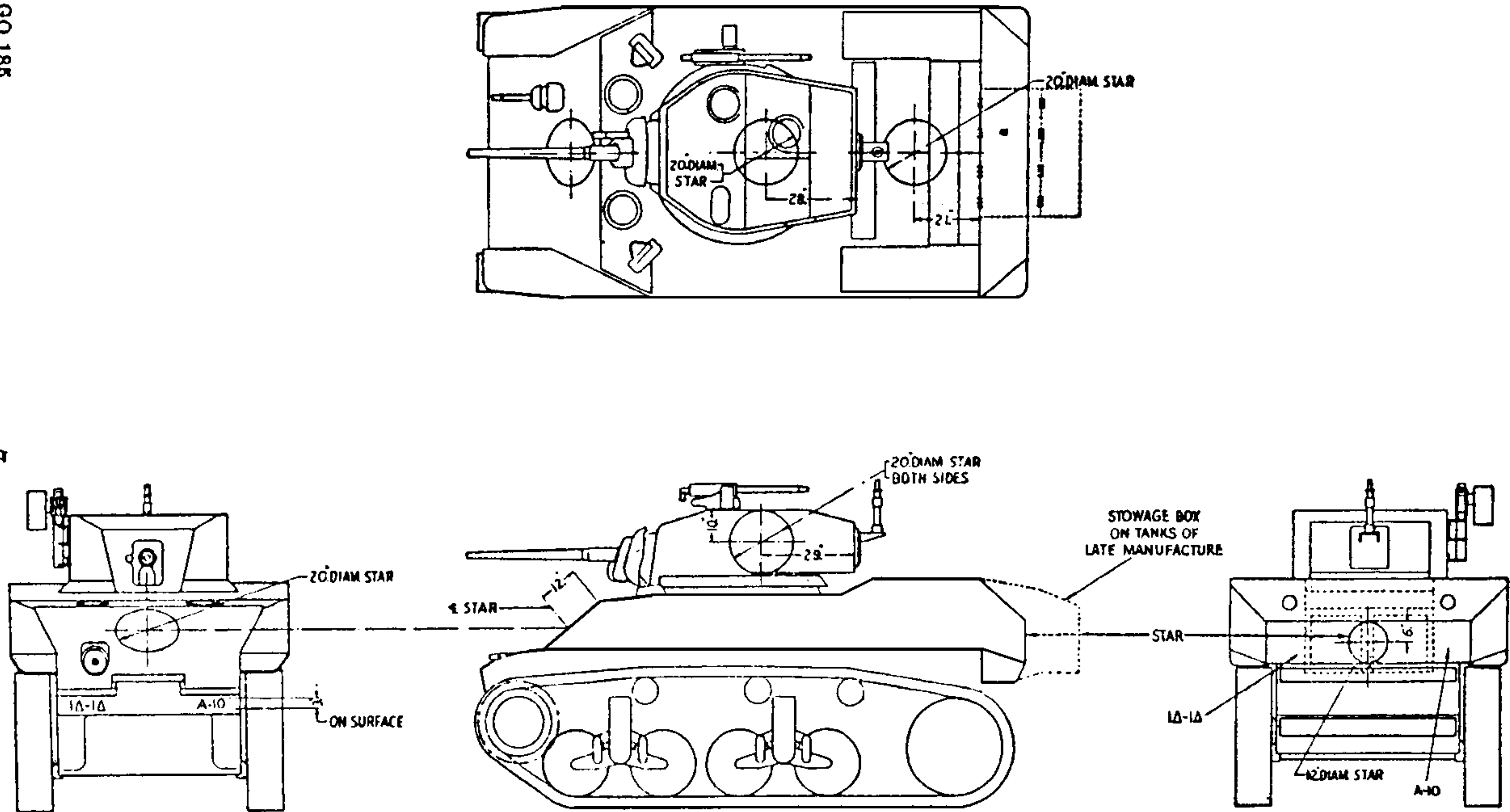


Figure 40.—Light tank M5A1.

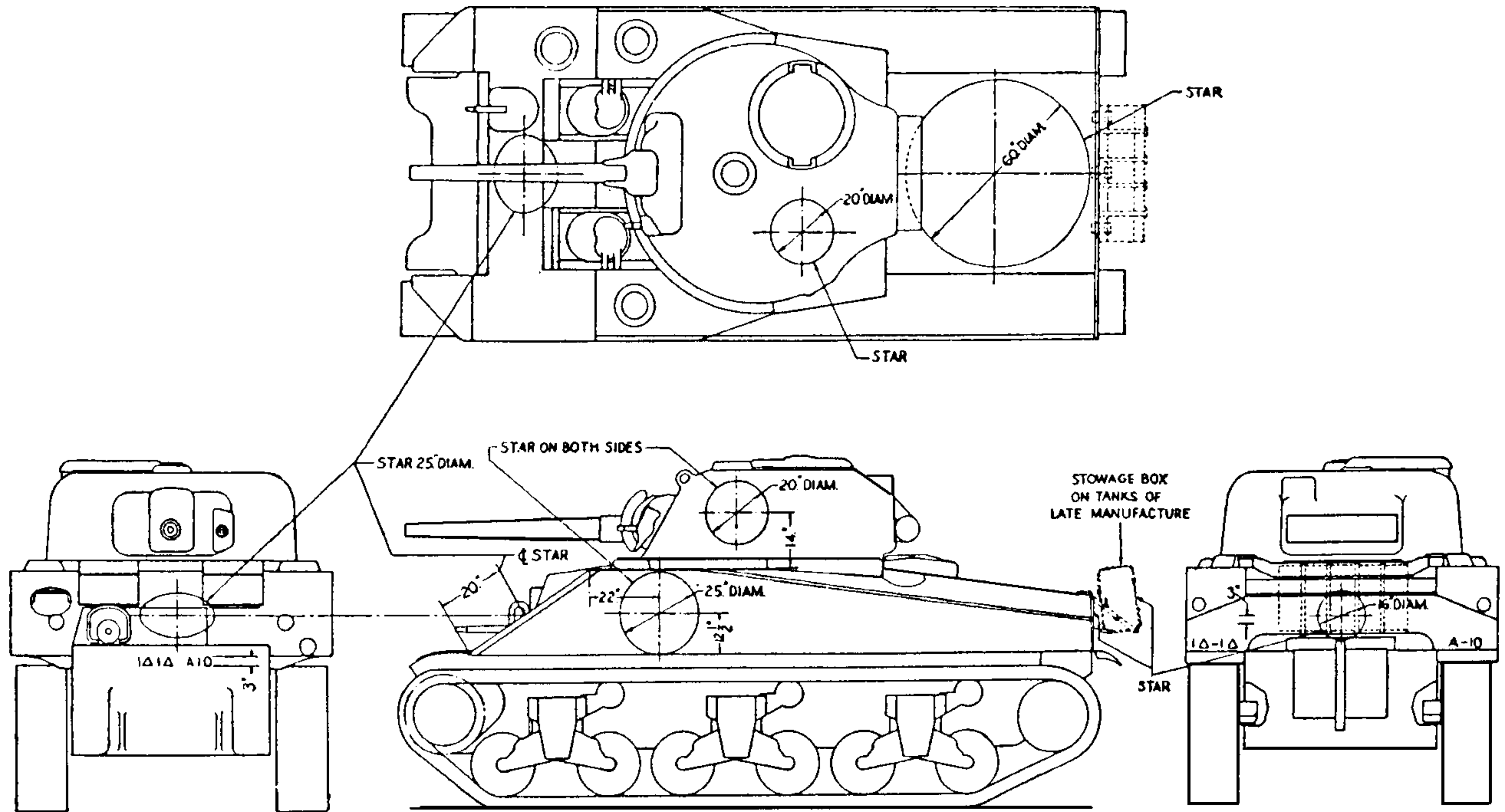


Figure 42.—Medium tank M4 series.

RA PD 318236

10

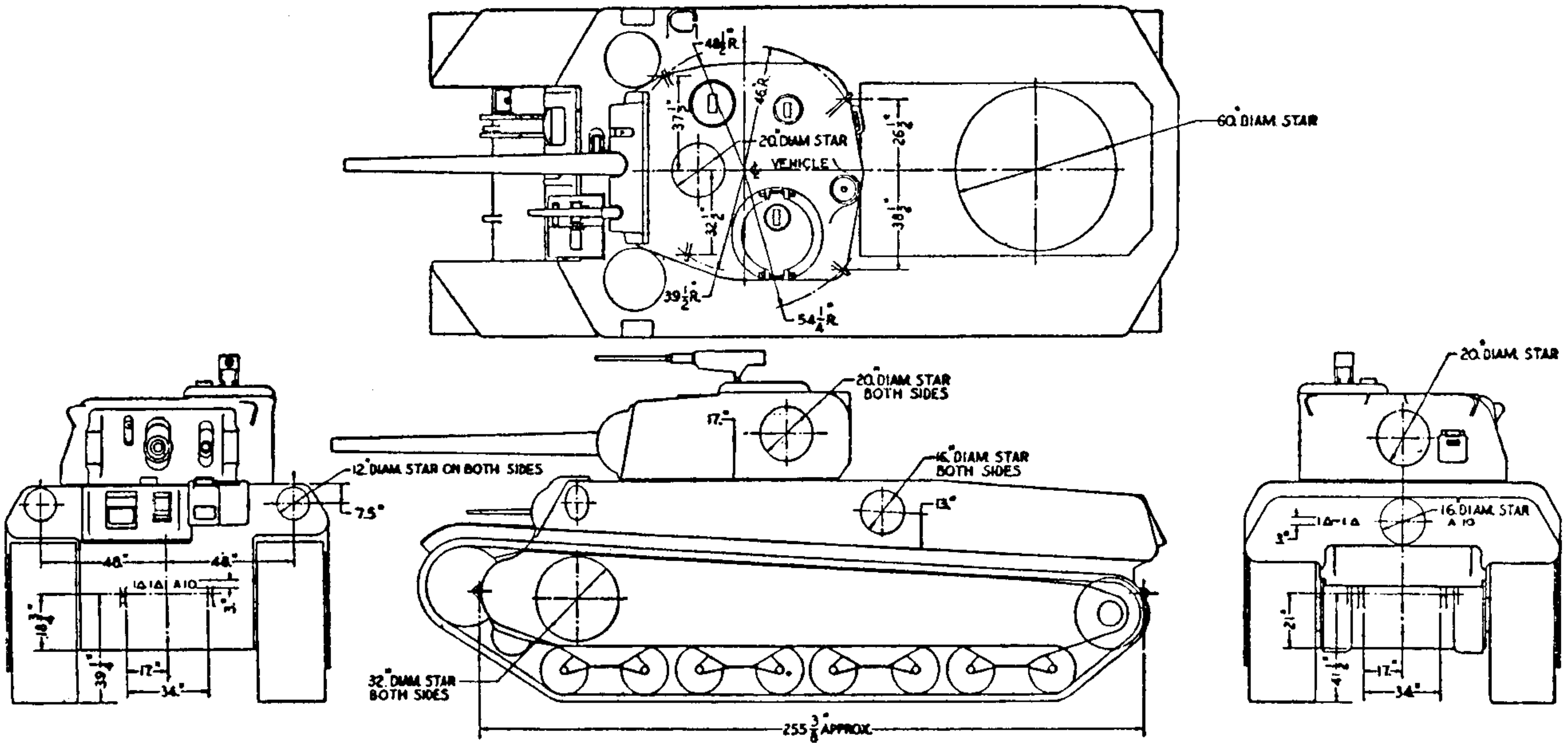


Figure 43.—Heavy tank M6.

[A. G. 400.161 (10 Nov 43).] (C 9, 27 Jan 44.)

RA PD 318237

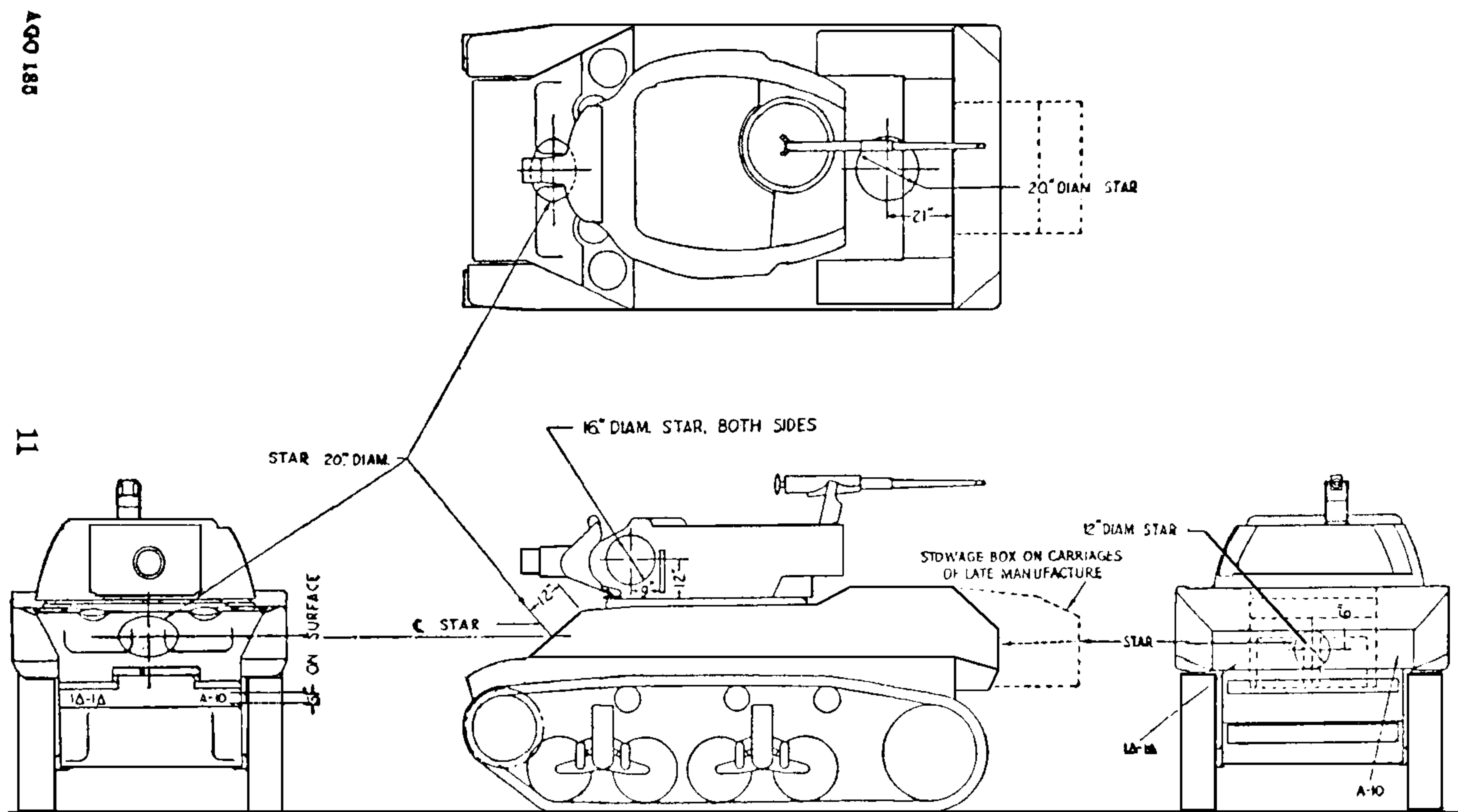


Figure 44.—75-mm howitzer motor carriage M8.

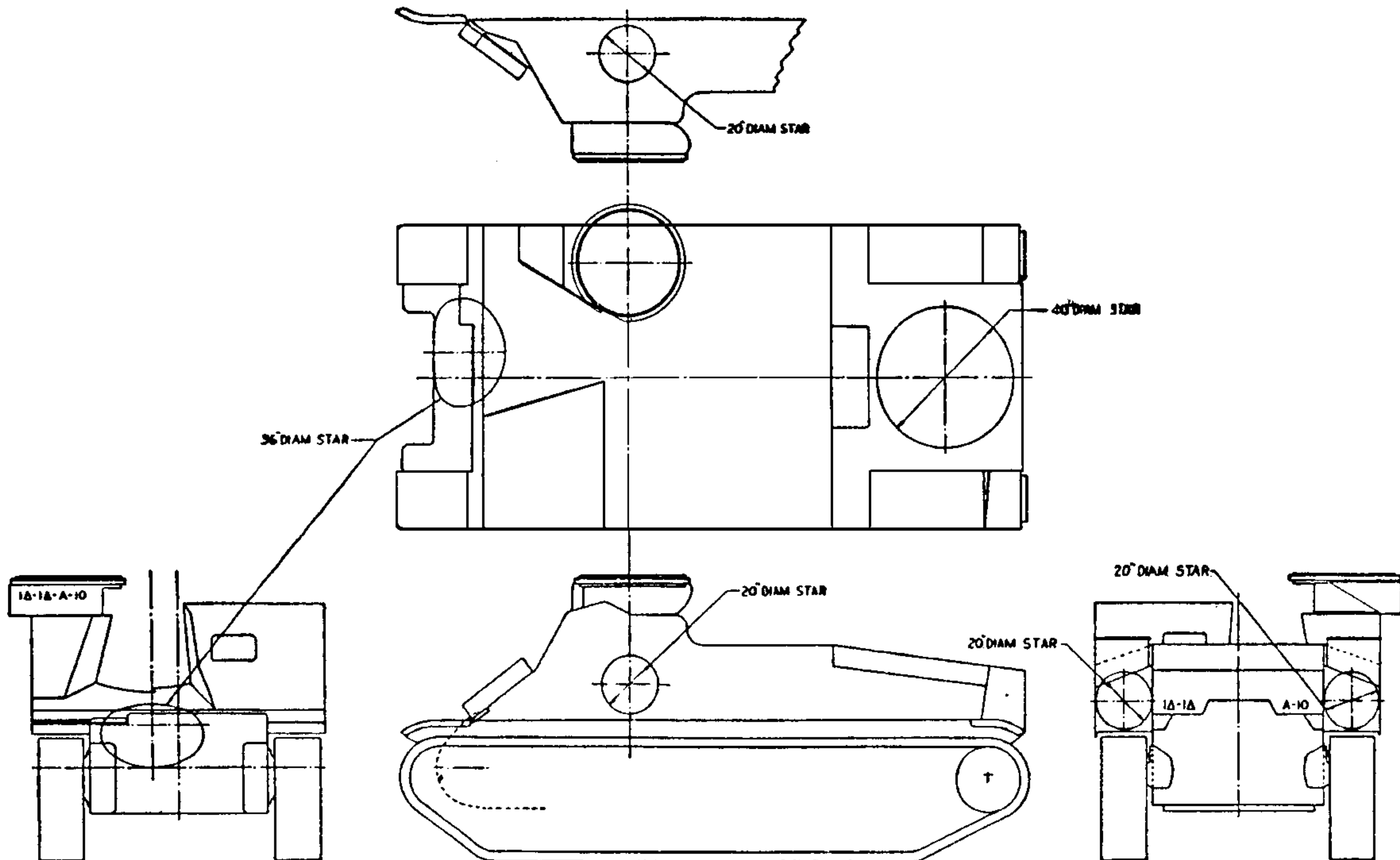


Figure 45.—105-mm howitzer motor carriage M7.

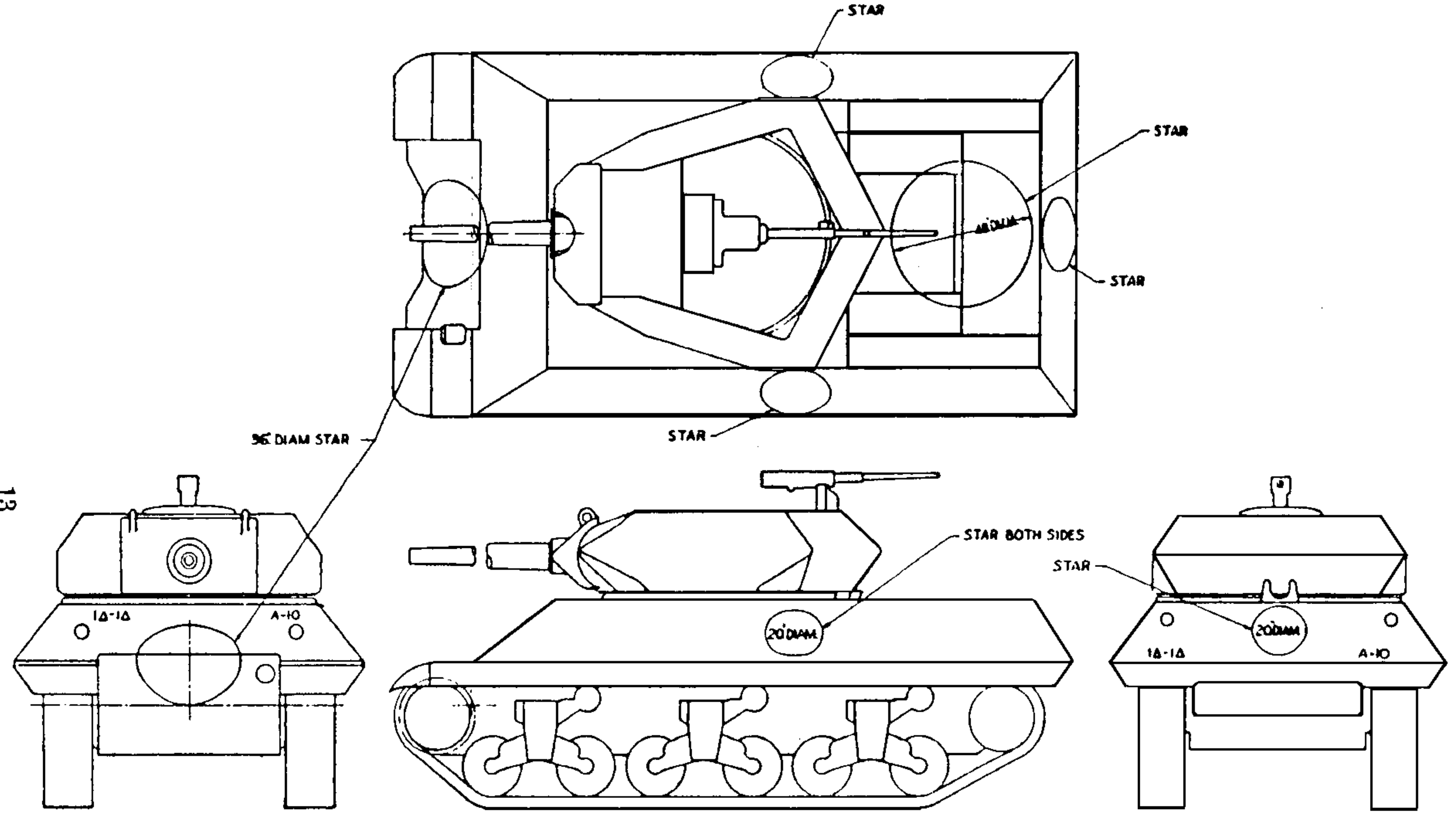


Figure 46.—3-inch gun motor carriages M10 and M10A1.

RA PD 318240

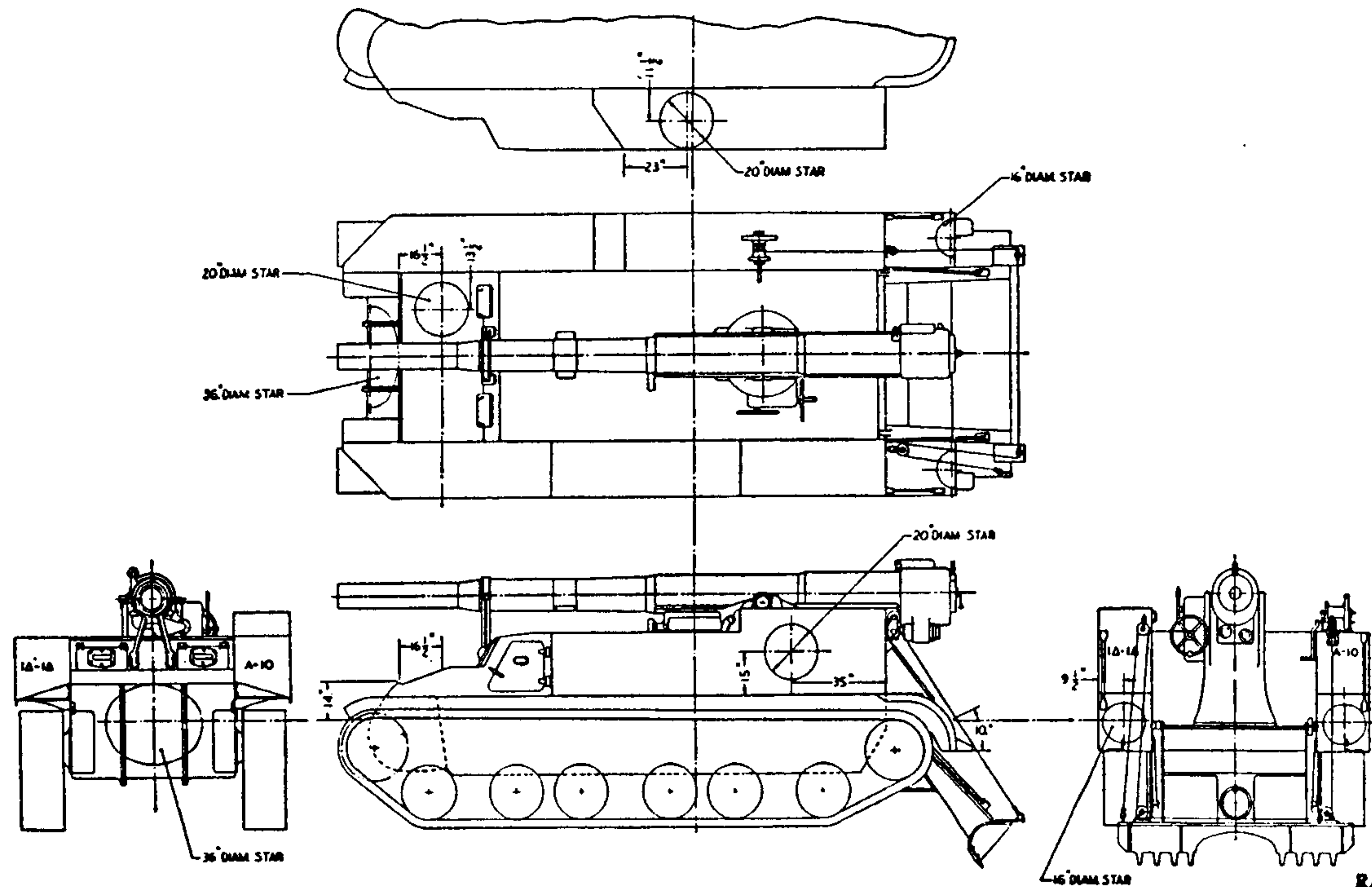


Figure 47.—155-mm gun motor carriage M12.

[A. G. 400.161 (10 Nov 43).] (C 9, 27 Jan 44.)

RA PD 318241

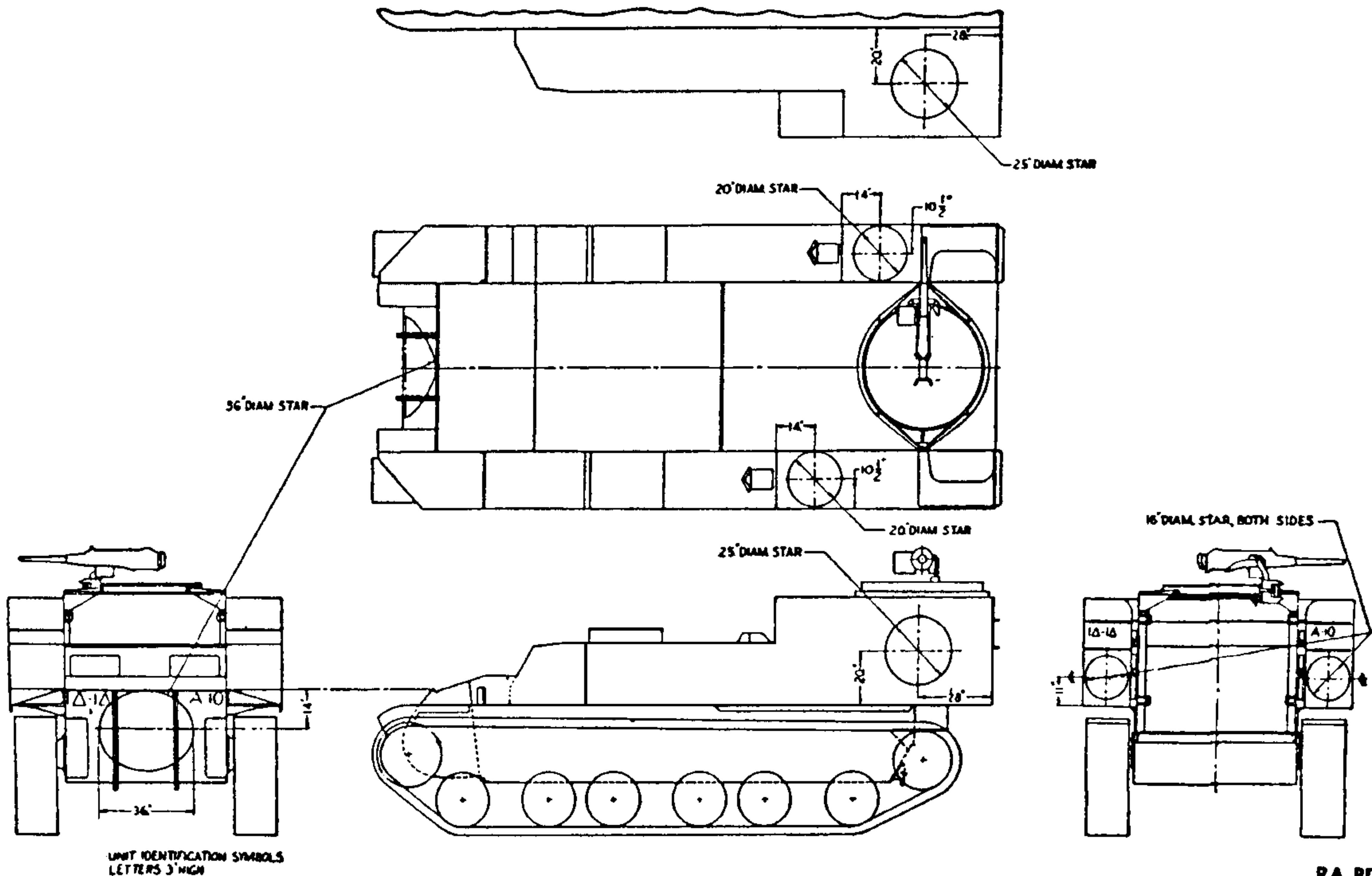


Figure 48.—Cargo carrier M30 (T14).

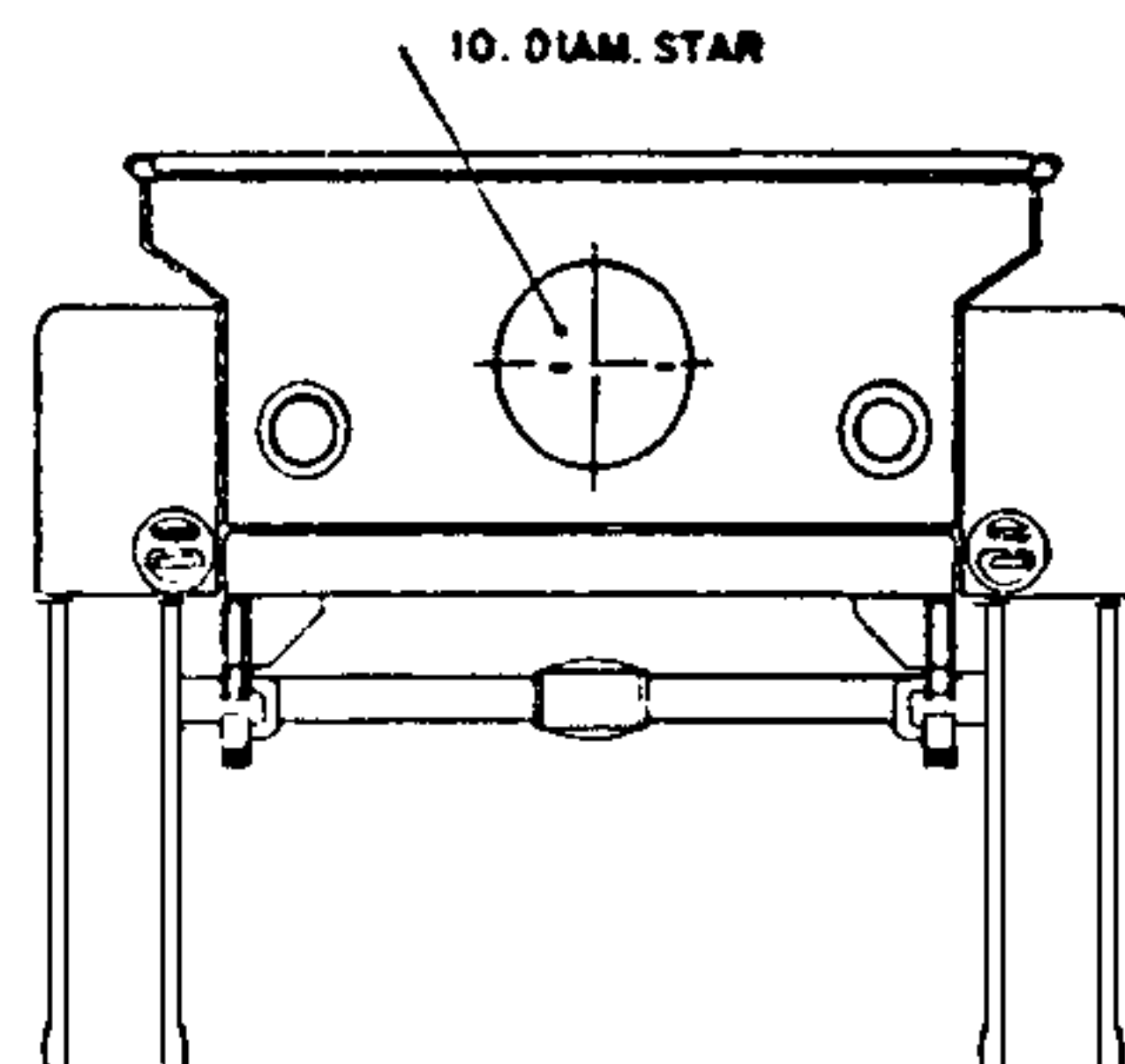
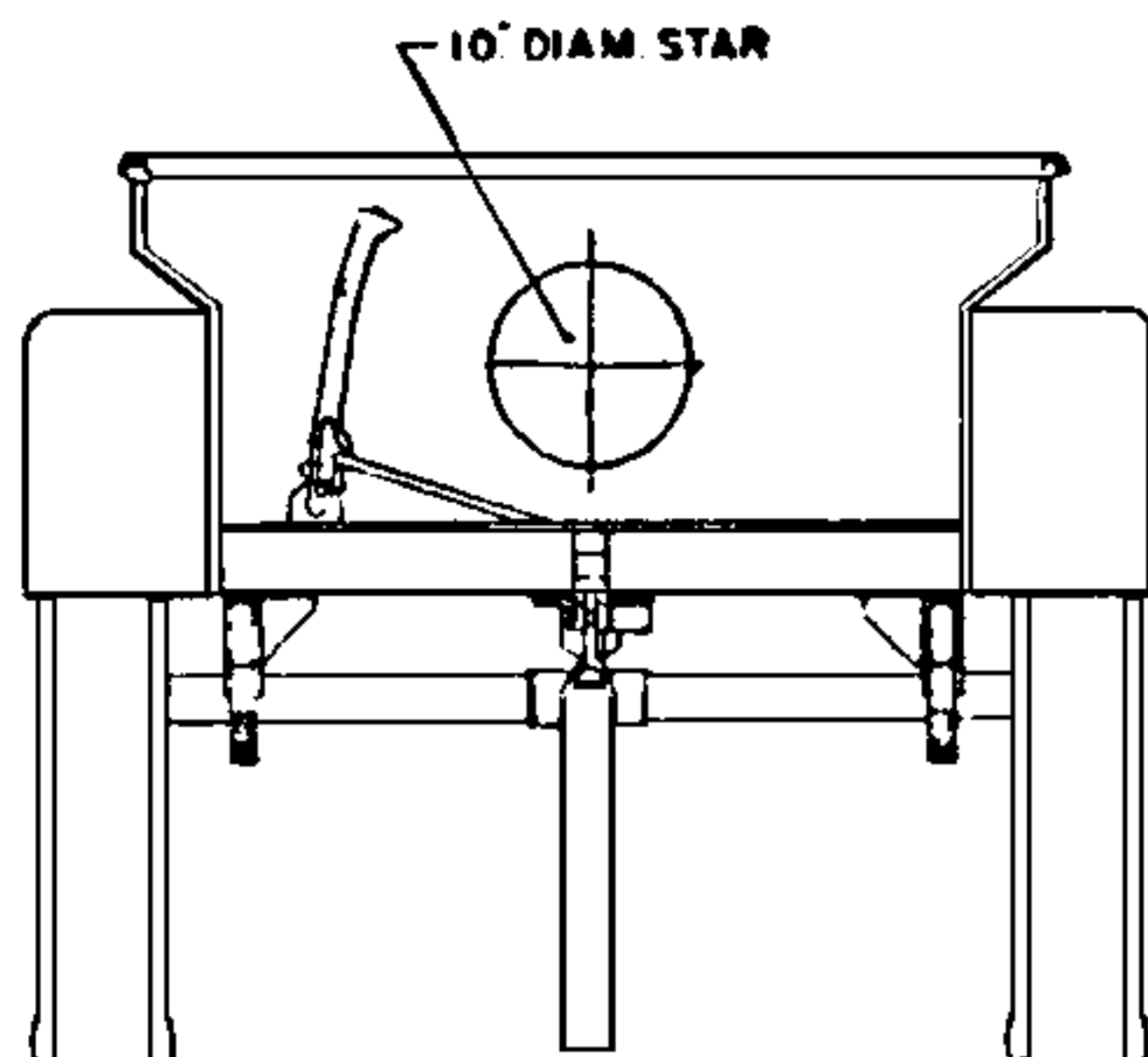
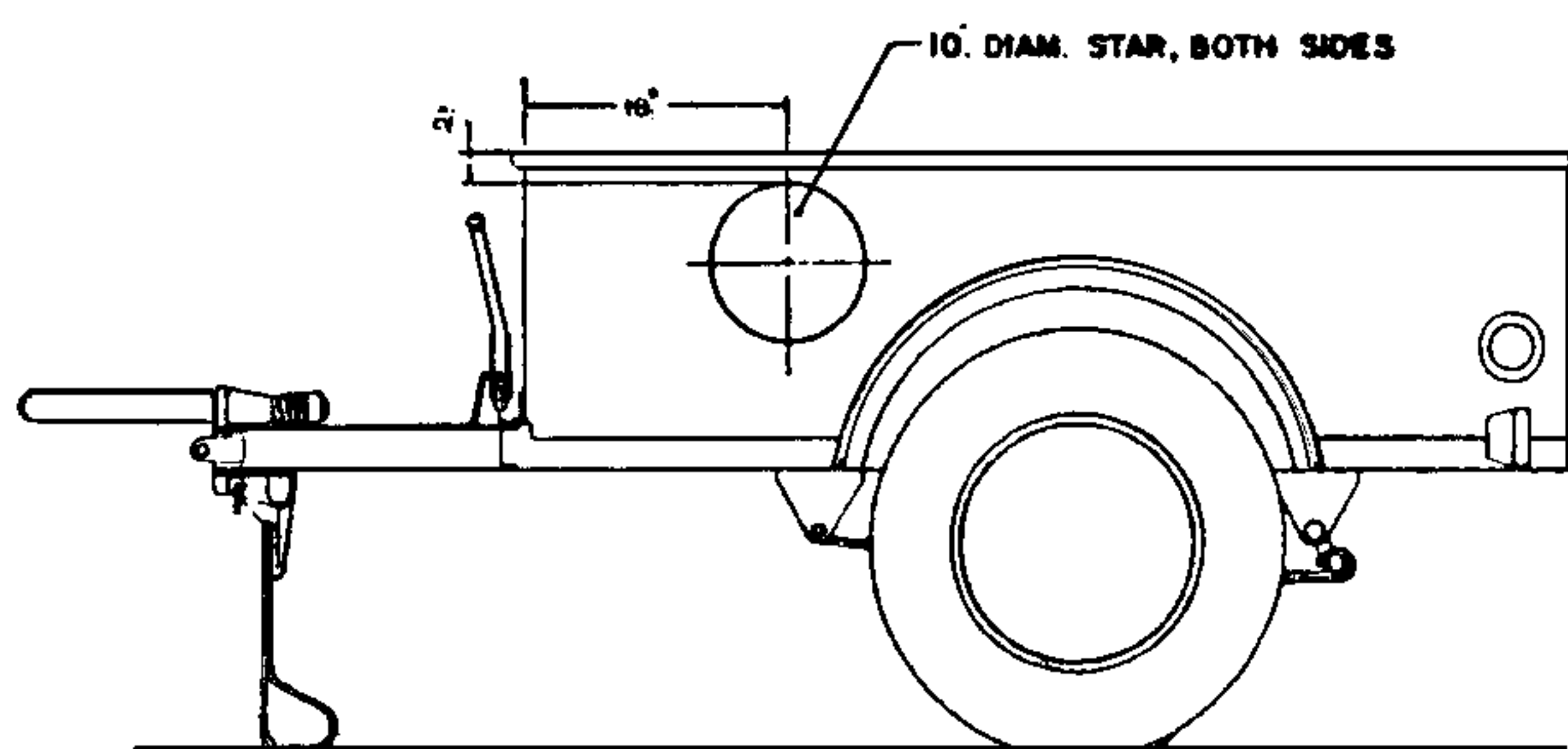


Figure 49.— $\frac{1}{4}$ -ton payload, 2-wheel cargo trailer.

RA PD 318244

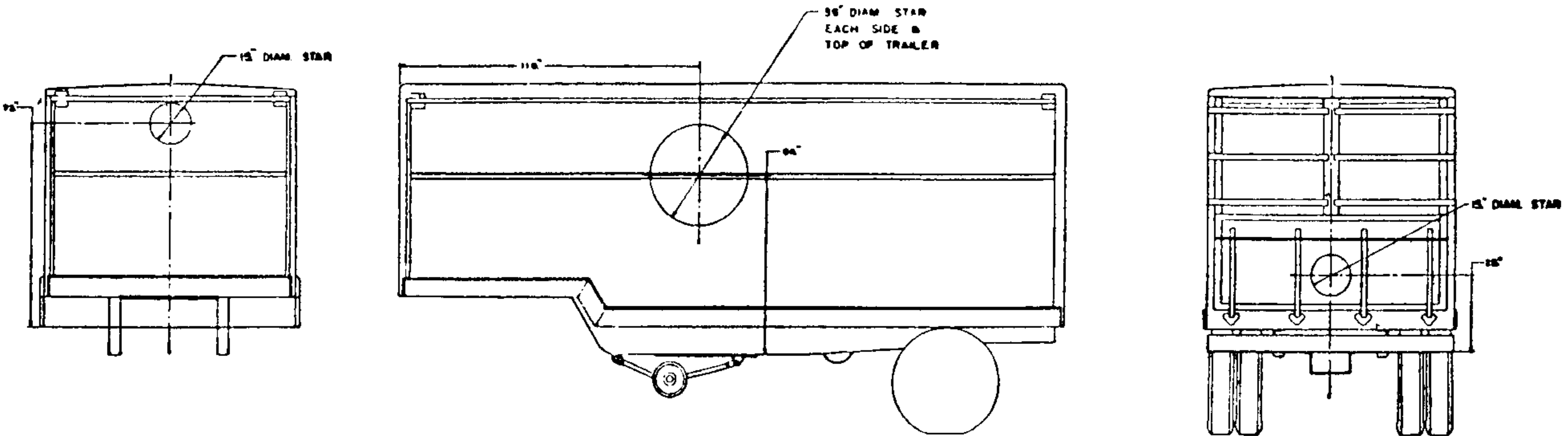


Figure 50.—6-ton payload, 10-ton gross, 2-wheel, van semitrailer.

[A. G. 400.161 (10 Nov 43).] (C 9, 27 Jan 44.)

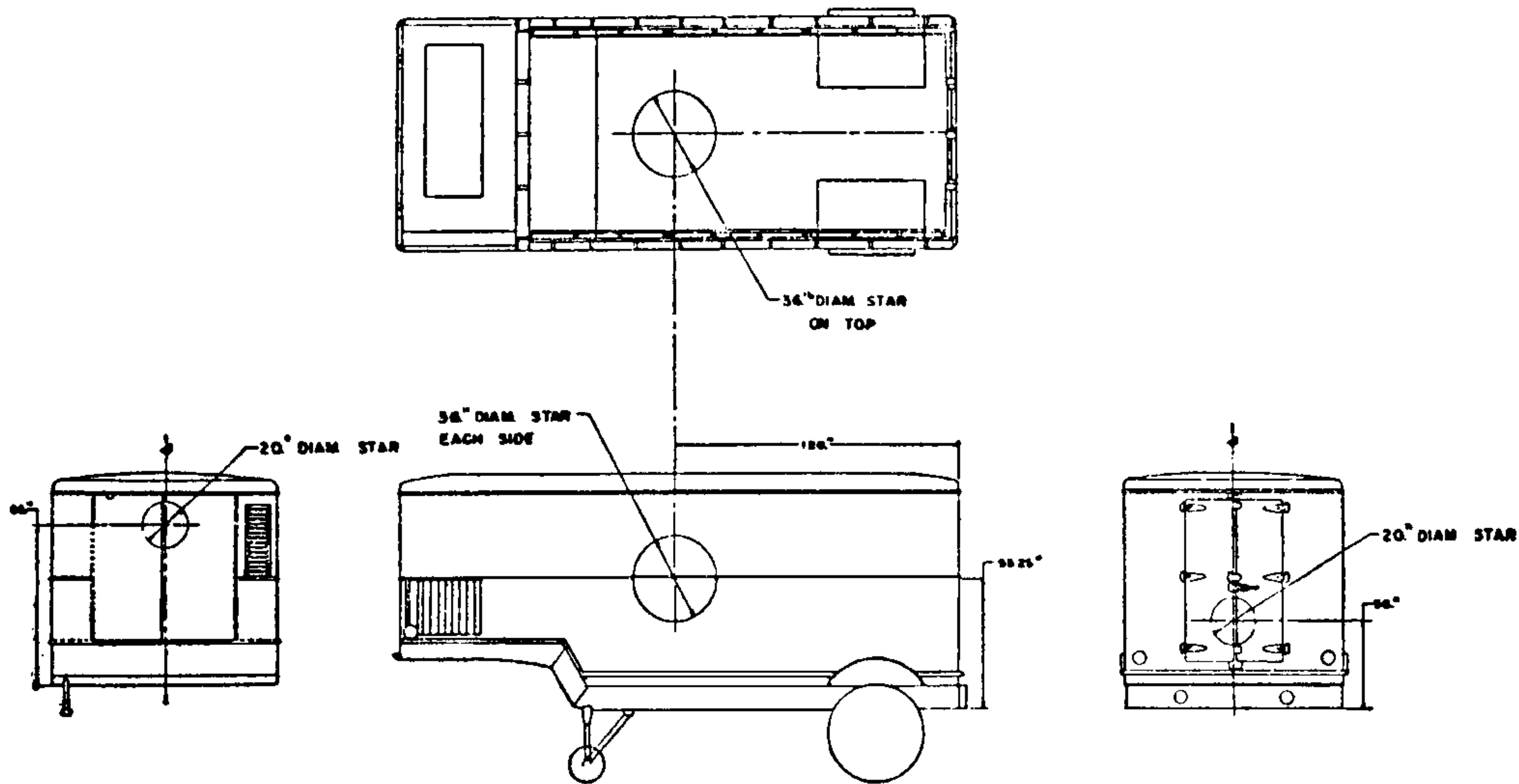


Figure 51.—5-ton payload, 10-ton gross, 2-wheel refrigerator semitrailer.

RA PD 312246

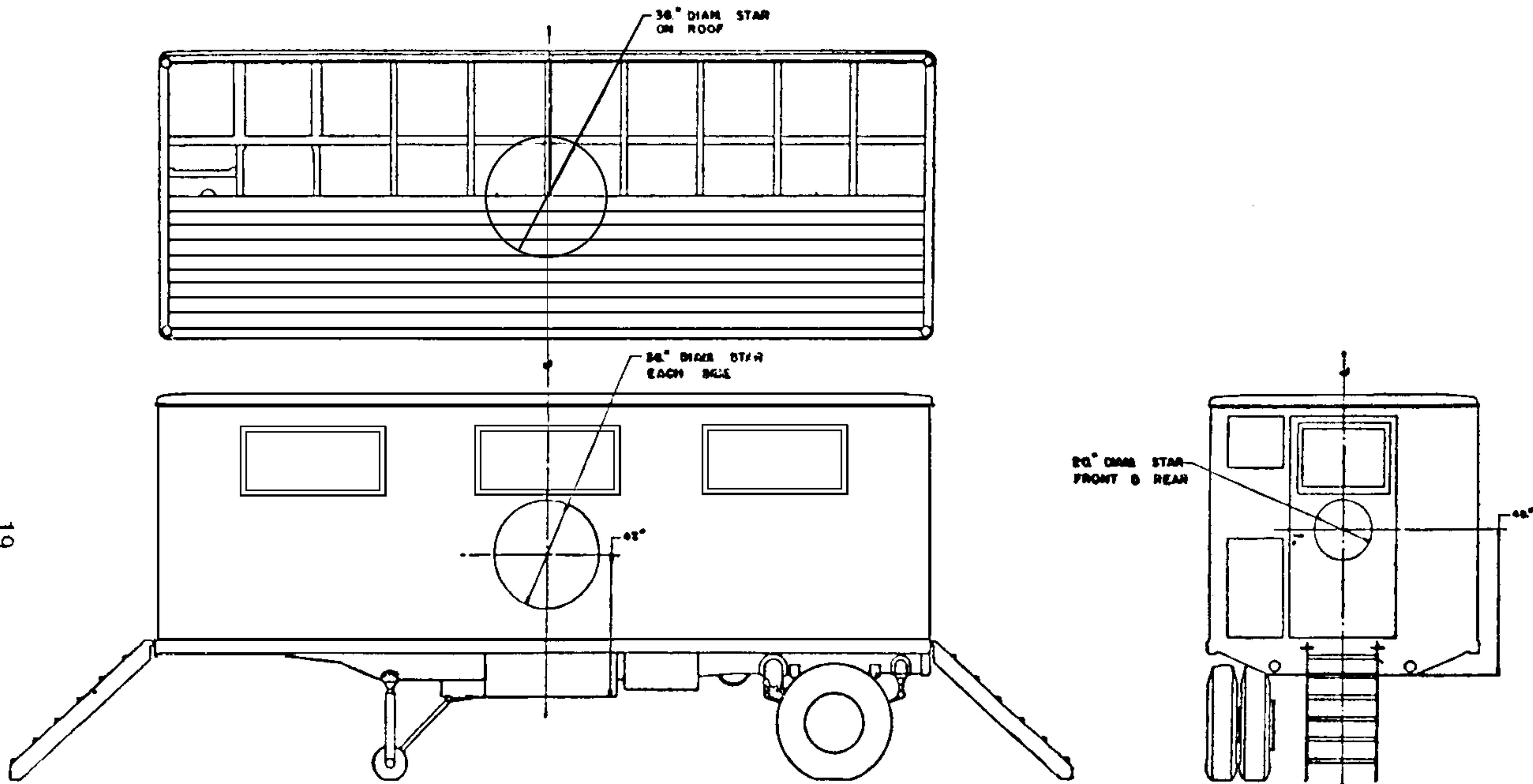
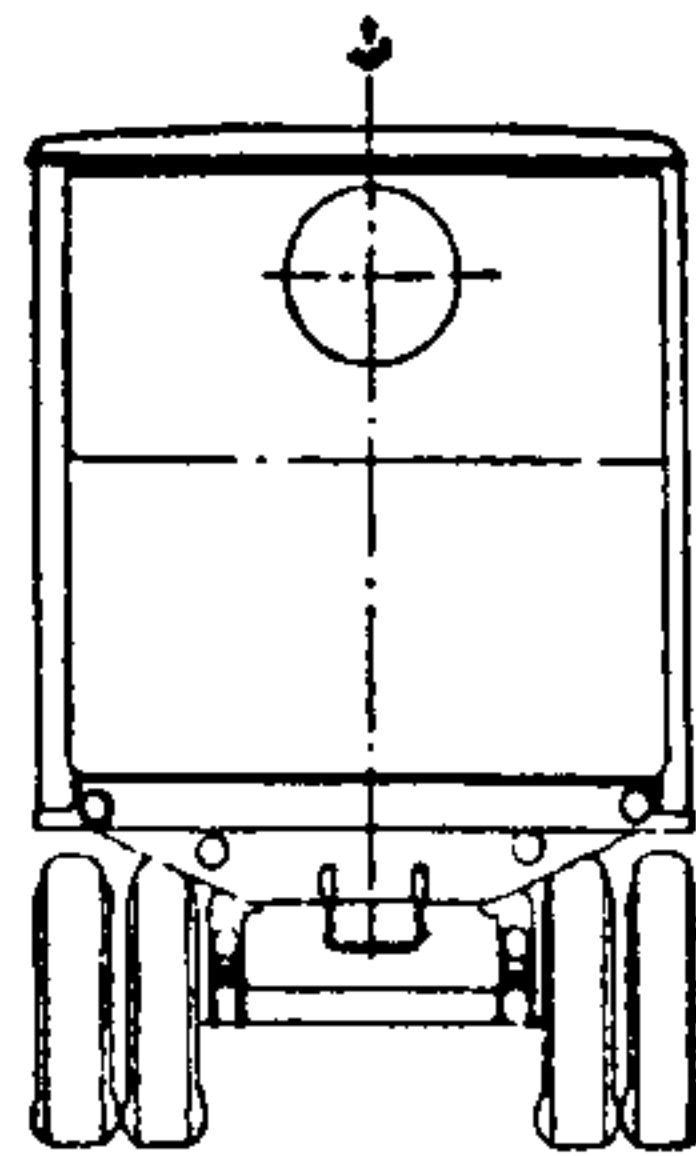


Figure 52.—6-ton payload, 10-ton gross, 2-wheel shoe, clothing and textile repair semitrailer.

[A. G. 400.161 (10 Nov 43).] (C 9, 27 Jan 44.)



RA PD 318247

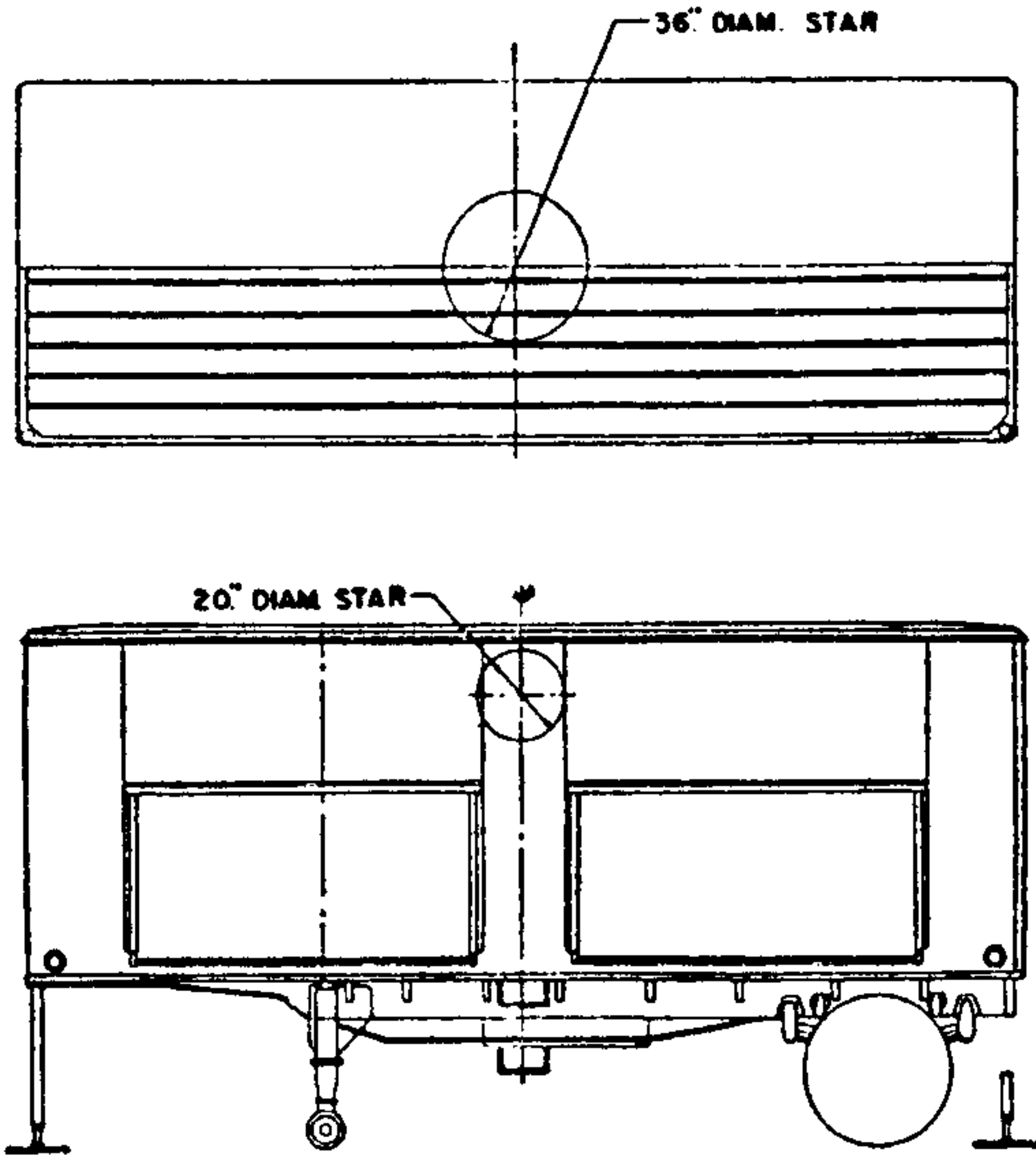
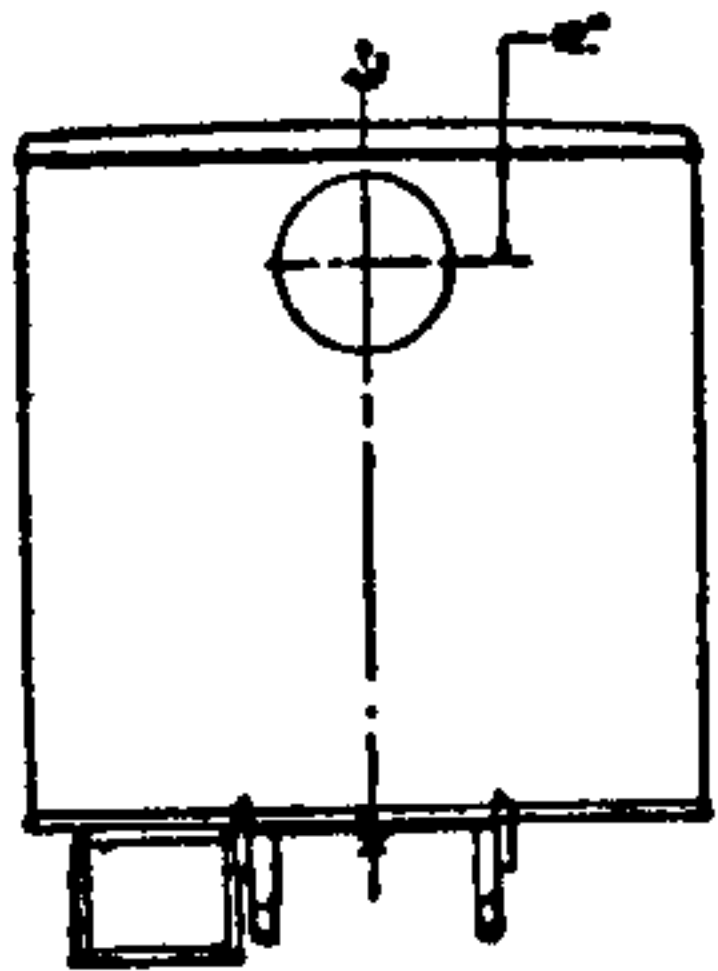


Figure 53.—6-ton payload, 10-ton gross, 2-wheel laundry and sterilizer semitrailer.



RA PD 318248

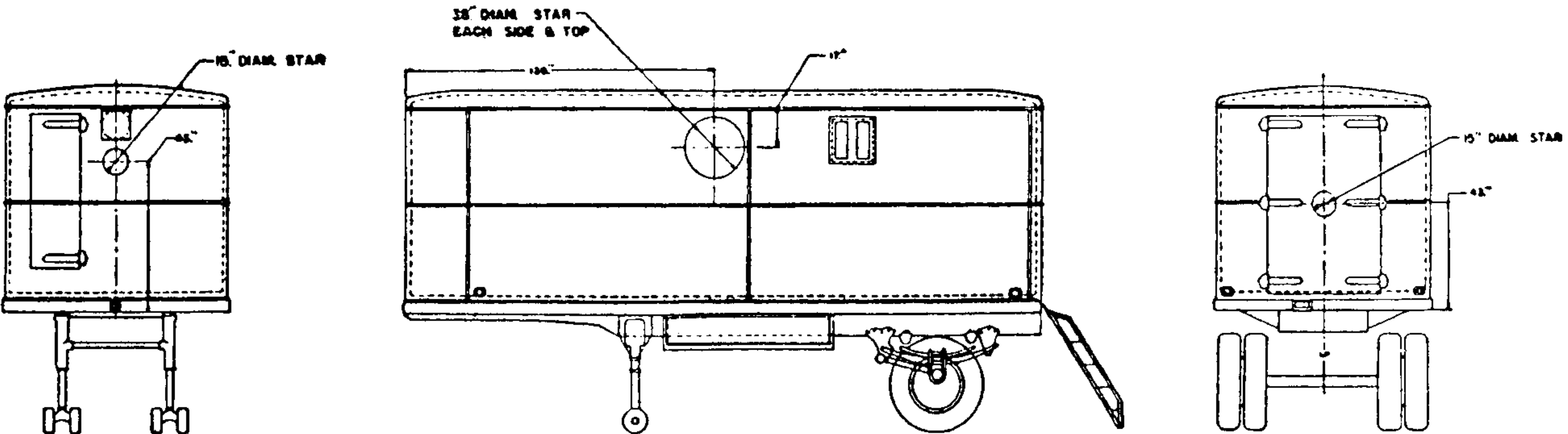
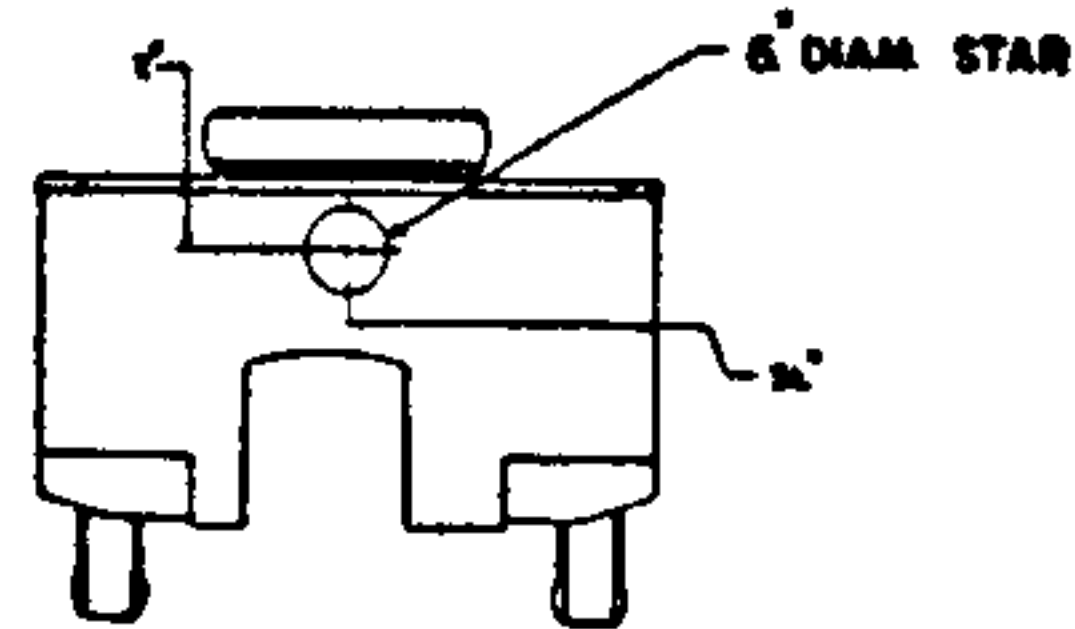


Figure 54.—6-ton payload, 10-ton gross, 2-wheel mobile records semitrailer.

[A. G. 400.161 (10 Nov 43).] (C 9, 27 Jan 44.)



RA PD 318249

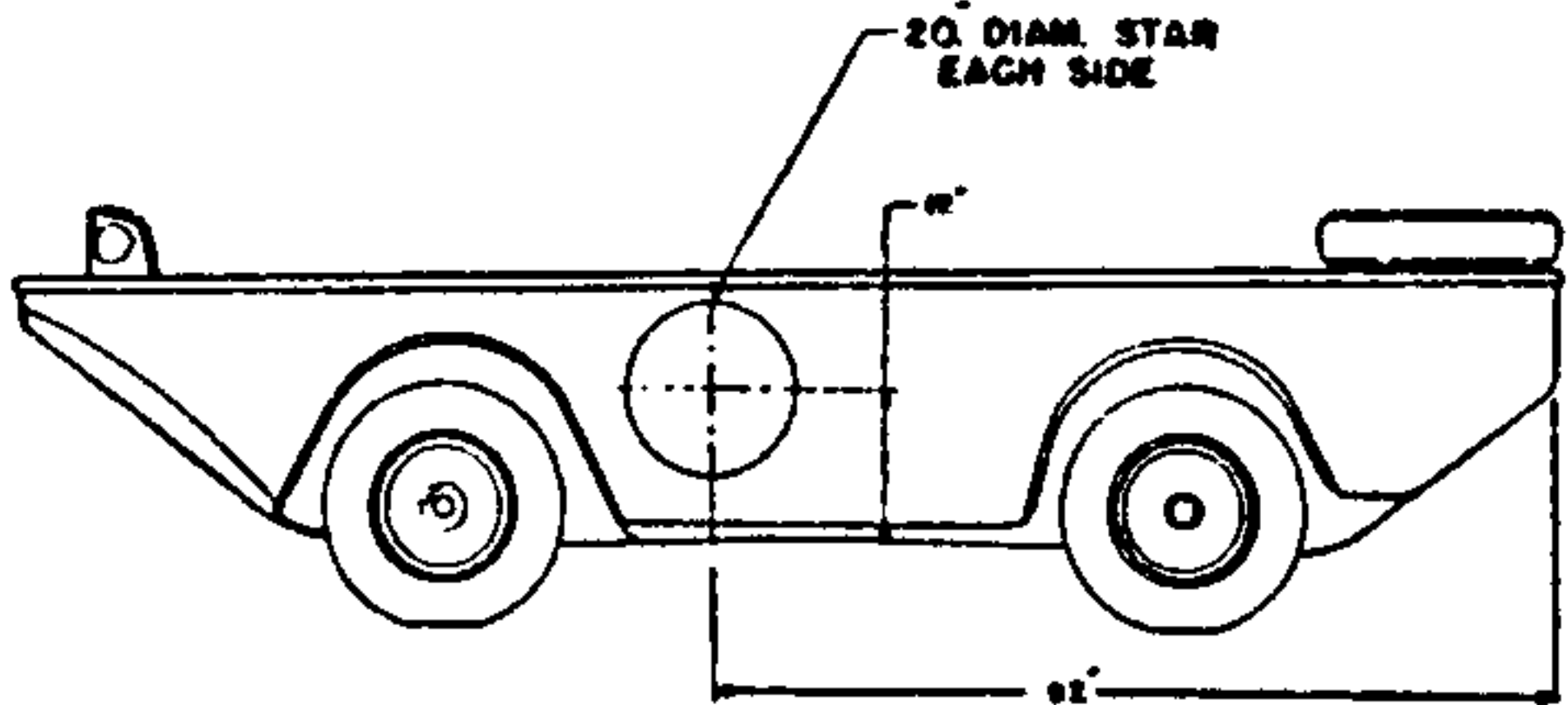
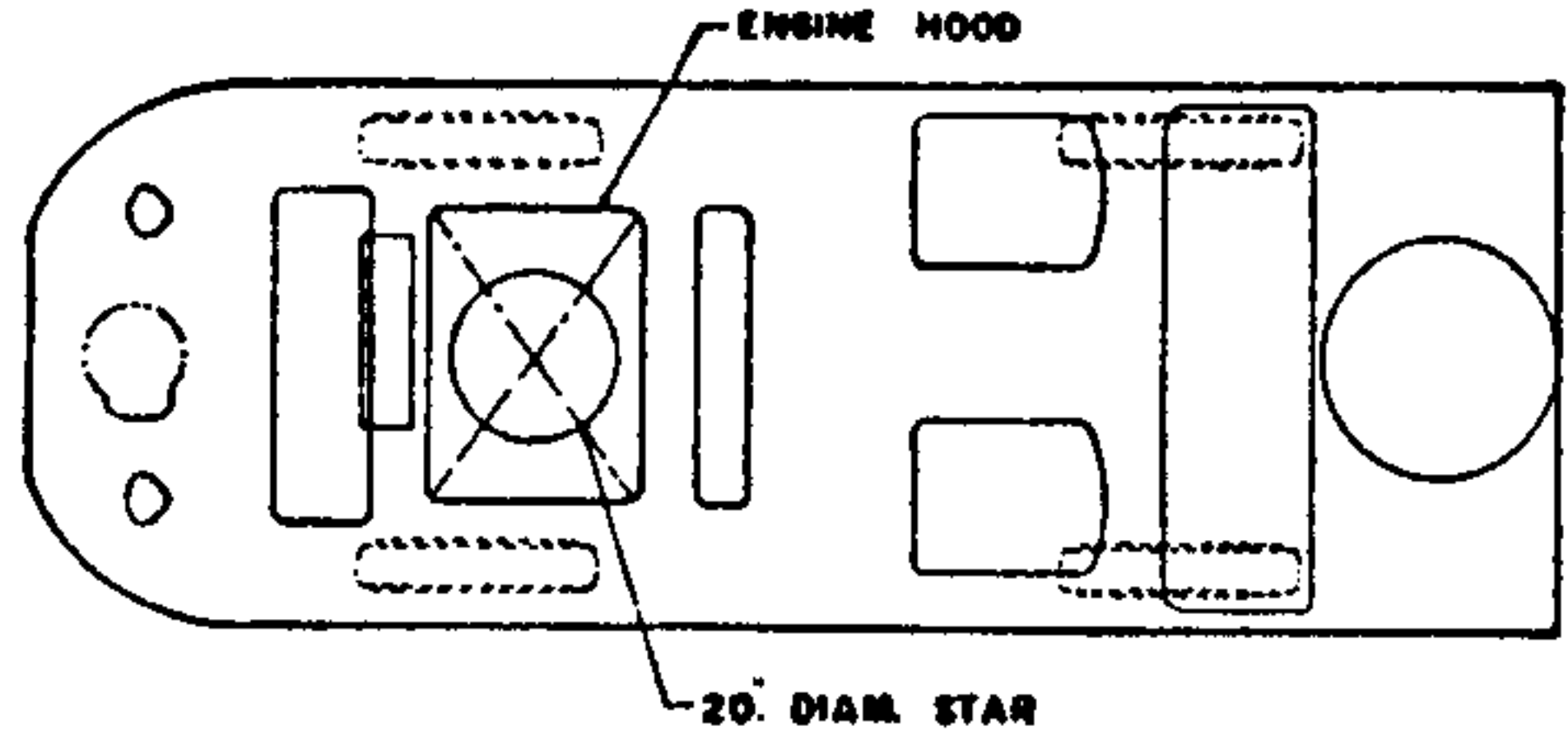


Figure 55.—1/4-ton, 4 x 4 amphibian truck.

[A. G. 400.161 (10 Nov 43).] (C 9, 27 Jan 44.)

RA PD 318250

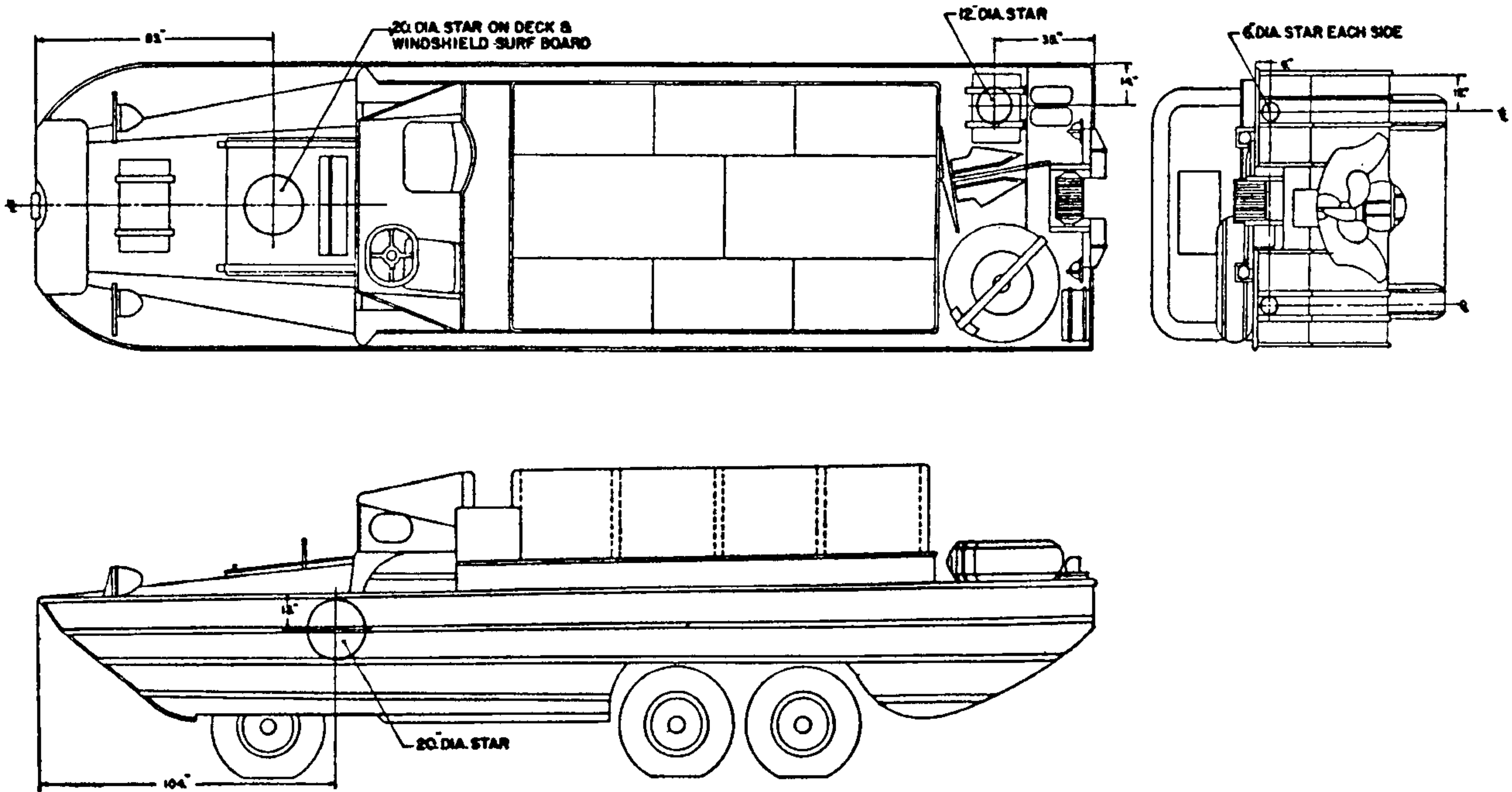


Figure 56.—2½-ton, 6 x 6 amphibian truck.

[A. G. 400.161 (10 Nov 43).] (C 9, 27 Jan 44.)

BY ORDER OF THE SECRETARY OF WAR:

G. C. MARSHALL,
Chief of Staff.

OFFICIAL:

J. A. ULIO,
*Major General,
The Adjutant General.*

DISTRIBUTION:

A; E.

24

AGO 185

U. S. GOVERNMENT PRINTING OFFICE: 1944

AR 850-5

MISCELLANEOUS

C 10

MARKING OF CLOTHING, EQUIPMENT, VEHICLES, AND
PROPERTYCHANGES }
No. 10 }WAR DEPARTMENT,
WASHINGTON 25, D. C., 25 March 1944.

AR 850-5, 5 August 1942, is changed as follows:

10. Unit markings.—Gasoline solvent paint or paint as prescribed by the War Department will be used.

a. Unit markings.—National symbol.

* * * * *

(4) (a) The national symbol for all Army Service Forces vehicles not included in (1) above, except contractor operated vehicles at class IV installations, will be the insignia of the respective service command and such symbol will be applied to all vehicles assigned to installations located within the territorial limits of the service command except as further provided in these regulations.

(b) All vehicles not included in (1) above which are operated by Army Air Forces installations will be identified by such symbol as may be directed by the Commanding General, Army Air Forces.

(c) All vehicles not included in (1) above which are operated by Army Ground Forces installations will be identified by such symbol as may be directed by the Commanding General, Army Ground Forces.

* * * * *

[A. G. 400.161 (17 Mar 44).] (C 10, 25 Mar 44.)

BY ORDER OF THE SECRETARY OF WAR:

G. C. MARSHALL,
Chief of Staff.

OFFICIAL:

J. A. ULIO,
*Major General,
The Adjutant General.*

DISTRIBUTION:

A; E.

570801*—44—AGO 435