

WAR DEPARTMENT TECHNICAL BULLETIN

ORDNANCE WHEELED VEHICLES: INSTALLATION OF 5-GALLON LIQUID CONTAINER BRACKET

War Department, Washington 25, D. C., 13 May 1944

1. This bulletin is intended to convey general information for mounting a 5-gallon liquid container bracket. (Fed. Stock No. 42-B-



RA PD 336291

FIGURE 1—5-GALLON LIQUID CONTAINER BRACKET


*This bulletin together with TB ORD 93 supersedes Motor Transport Technical Service Bulletin No. X-7, 15 September 1942.

WAR DEPARTMENT TECHNICAL BULLETIN

22590). It also shows suggested mounting positions for the brackets on the most common types of vehicles. NOTE: *On vehicles not covered by these instructions, it is suggested that the brackets be mounted in the same position as on similar vehicles, utilizing the bolts, pipes, washers, and wood spacers illustrated by the representative mountings included in this bulletin.*

2. Requisition for the brackets will be made through regular supply channels.

3. Figure 1 shows a 5-gallon liquid container bracket and figures 2 to 15 inclusive show mounting material required, and the location and installation of the various vehicles.




MOUNTING MATERIAL

4 BOLTS, $\frac{3}{8}$ " x $\frac{3}{4}$ "4 PLAIN WASHERS, $\frac{3}{8}$ "4 NUTS AND LOCK WASHERS, $\frac{3}{8}$ "

RA PD 336292

FIGURE 2—TRUCK, $\frac{1}{4}$ -TON, 4 x 4—LIQUID CONTAINER MOUNTED ON REAR OF BODY, LEFT SIDE OF SPARE TIRE

WAR DEPARTMENT TECHNICAL BULLETIN



MOUNTING MATERIAL

8 BOLTS, $\frac{3}{8}$ " x $\frac{3}{4}$ "8 PLAIN WASHERS, $\frac{3}{8}$ "8 NUTS AND LOCK WASHERS, $\frac{3}{8}$ "

RA PD 336293


FIGURE 3—TRUCK, $\frac{1}{4}$ -TON, 4 x 4, AMBULANCE—LIQUID CONTAINERS MOUNTED ON FRONT FENDER, ONE ON EACH FENDER



MOUNTING MATERIAL
 8 BOLTS, $\frac{3}{8}$ " x $\frac{3}{4}$ "
 8 PLAIN WASHERS, $\frac{3}{8}$ "
 8 NUTS AND LOCK WASHERS, $\frac{3}{8}$ "

RA PD 336294

FIGURE 4—TRUCK, 1½-TON, 6 x 6, PERSONNEL AND CARGO—CONTAINERS MOUNTED ON RIGHT RUNNING BOARD




MOUNTING MATERIAL
 8 BOLTS, $\frac{3}{8}$ " x $\frac{3}{4}$ "
 8 PLAIN WASHERS, $\frac{3}{8}$ "
 8 NUTS AND LOCK WASHERS, $\frac{3}{8}$ "

RA PD 336295

FIGURE 5—TRUCK, 1½-TON, 4 x 4, PANEL—CONTAINERS MOUNTED ON RIGHT RUNNING BOARD

WAR DEPARTMENT TECHNICAL BULLETIN



MOUNTING MATERIAL

- 9 BOLTS, $\frac{3}{8}$ " x $\frac{3}{4}$ "
- 9 PLAIN WASHERS, $\frac{3}{8}$ "
- 9 NUTS AND LOCK WASHERS, $\frac{3}{8}$ "
- 1 ANGLE, 2" x 2" x $\frac{1}{8}$ " x 9"

RA PD 336296

FIGURE 6—TRUCK, 1½-TON, 4 x 4, CARGO—CONTAINERS MOUNTED ON LEFT RUNNING BOARD




MOUNTING MATERIAL

- 4 BOLTS, $\frac{3}{8}$ " x 2"
- 4 BOLTS, $\frac{3}{8}$ " x 2 $\frac{3}{4}$ "
- 4 BOLTS, $\frac{3}{8}$ " x 3 $\frac{3}{4}$ "
- 12 PLAIN WASHERS, $\frac{3}{8}$ "
- 12 NUTS AND LOCK WASHERS, $\frac{3}{8}$ "
- 2 SPACERS (WOOD) 1 $\frac{3}{4}$ " x 4" x 12" LONG
- 1 SPACER (WOOD) 1 $\frac{1}{4}$ " x 6" x 24" LONG

RA PD 336297


FIGURE 7—TRUCK, 1½-TON, 4 x 4, TRACTOR—CONTAINERS MOUNTED ON LEFT SIDE OF FRAME



MOUNTING MATERIAL
 6 BOLTS, $\frac{3}{8}$ " x $\frac{3}{4}$ "
 6 PLAIN WASHERS, $\frac{3}{8}$ "
 6 NUTS AND LOCK WASHERS, $\frac{3}{8}$ "

RA PD 336298

FIGURE 8—TRUCK, 2½-TON, L.W.B. AND C.O.E.—CONTAINERS MOUNTED ON EACH RUNNING BOARD AT REAR OF CAB




MOUNTING MATERIAL
 6 BOLTS, $\frac{3}{8}$ " x $\frac{3}{4}$ "
 6 PLAIN WASHERS, $\frac{3}{8}$ "
 6 NUTS AND LOCK WASHERS, $\frac{3}{8}$ "

RA PD 336299

FIGURE 9—TRUCK, 2½-TON, 6 x 6, S.W.B. CARGO—CONTAINER MOUNTED ON RUNNING BOARD AT REAR OF CAB DOOR

WAR DEPARTMENT TECHNICAL BULLETIN



MOUNTING MATERIAL

- 4 BOLTS, $\frac{3}{8}$ " x $\frac{3}{4}$ "
- 4 PLAIN WASHERS, $\frac{3}{8}$ "
- 4 NUTS AND LOCK WASHERS, $\frac{3}{8}$ "

LIQUID CONTAINER BRACKET
CARRYING MEANS PROVIDED IN BODY

RA PD 336283

FIGURE 10—TRUCK, 2½-TON, 6 x 6, 750-GALLON TANKER—CONTAINERS MOUNTED ON
RIGHT SIDE IN FRONT OF TOOL BOX



MOUNTING MATERIAL

8 BOLTS, $\frac{3}{8}$ " x $\frac{3}{4}$ "


8 PLAIN WASHERS, $\frac{3}{8}$ "

8 NUTS AND LOCK WASHERS, $\frac{3}{8}$ "

RA PD 336300

FIGURE 11—TRUCK, 4-TON, 6 x 6, STANDARD CARGO AND PONTON BODY—
CONTAINER MOUNTED ON EACH REAR WHEEL FRONT SPLASH SHIELD


WAR DEPARTMENT TECHNICAL BULLETIN



MOUNTING MATERIAL
 8 BOLTS, $\frac{3}{8}$ " x $\frac{3}{4}$ "
 8 PLAIN WASHERS, $\frac{3}{8}$ "
 8 NUTS AND LOCK WASHERS, $\frac{3}{8}$ "

RA PD 336301


FIGURE 12—TRUCK, 4-TON, 6 x 6, WRECKER—CONTAINER MOUNTED ON LEFT RUNNING BOARD



MOUNTING MATERIAL
 8 BOLTS, $\frac{3}{8}$ " x $\frac{3}{4}$ "
 8 PLAIN WASHERS, $\frac{3}{8}$ "
 8 NUTS AND LOCK WASHERS, $\frac{3}{8}$ "

RA PD 336302


FIGURE 13—TRUCK, 4-5-TON, 4 x 4, TRACTOR (FEDERAL)—CONTAINERS MOUNTED ON DECK PLATE



MOUNTING MATERIAL
8 BOLTS, $\frac{3}{8}$ " x $\frac{3}{4}$ "
8 NUTS AND LOCK WASHERS, $\frac{3}{8}$ "

RA PD 336303

FIGURE 14—TRUCK, 5-6-TON, 4 x 4, PONTON, TRACTOR—CONTAINERS MOUNTED ON DECK PLATE



MOUNTING MATERIAL
8 BOLTS, $\frac{3}{8}$ " x $\frac{3}{4}$ "
8 PLAIN WASHERS, $\frac{3}{8}$ "
8 NUTS AND LOCK WASHERS, $\frac{3}{8}$ "

RA PD 336304

FIGURE 15—TRUCK, 6-TON, 6 x 6—CONTAINERS MOUNTED ON LEFT RUNNING BOARD

TB ORD 92

WAR DEPARTMENT TECHNICAL BULLETIN

[A.G. 300.5 (13 May 44)]

By order of the Secretary of War:

G. C. MARSHALL,
Chief of Staff.

OFFICIAL:

J. A. ULIO,
Major General,
The Adjutant General.

Distribution: As prescribed in par. 9 a, FM 21-6; C & H (2); Ord Decentralized Sub-Off (2); PE (Ord O) (5); H & R Points (5); Ord Dist Off (5); Ord Regional Off (3); Ord District Branch Off (3); Ord Establishments (5); Ord Tk Dep (3).